

**Notes on Advanced Macroeconomics**

*Victor Li*

*Spring semester, 2024*

# Contents

<b>Preface</b>	<b>3</b>
<b>I Models of Growth</b>	<b>4</b>
<b>1 Classical Model</b>	<b>5</b>
<b>2 Keynesian Model</b>	<b>7</b>
<b>3 Solow Model</b>	<b>8</b>
3.1 Economic Environment and Specific Assumptions . . . . .	8
3.2 Solow model in discrete time . . . . .	10
3.3 Solow model in continuous time . . . . .	13
3.4 Golden Rate . . . . .	14
3.5 Extensions . . . . .	15
<b>4 Ramsey Model</b>	<b>17</b>
4.1 Assumptions . . . . .	17
4.2 Solution of Ramsey model . . . . .	18
4.2.1 Central Planner's Problem . . . . .	18
4.2.2 Method of Lagrangian . . . . .	19
4.2.3 Method of Hamiltonian Equation (Optimal Control) . . . . .	21
4.2.4 Method of Bellman Equation (Dynamic Programming) . . . . .	23
4.3 Intertemporal Equilibrium of Ramsey model . . . . .	24
4.3.1 Dynamics of $c$ . . . . .	24
4.3.2 Dynamics of $k$ . . . . .	24
4.3.3 Phase diagram and dynamic efficiency . . . . .	24
4.4 Linearization . . . . .	26
4.5 Maximizing welfare . . . . .	28
<b>5 OLG Model</b>	<b>29</b>
5.1 Assumptions . . . . .	29
5.2 UMP of household . . . . .	29
5.3 PMP of firm . . . . .	30
5.4 Dynamics . . . . .	31
5.5 Comparing three models so far . . . . .	32
5.6 Dynamic inefficiency . . . . .	32
<b>II Models of Fluctuation</b>	<b>35</b>
<b>6 RBC Model</b>	<b>36</b>
6.1 UMP of household . . . . .	36
6.2 PMP of firm . . . . .	37
6.3 Economy described by RBC . . . . .	37

6.4	Log-linearization . . . . .	38
<b>7</b>	<b>DNK Model</b>	<b>40</b>
7.1	UMP of household . . . . .	40
7.2	PMP of firm . . . . .	42
7.2.1	Price-setting behavioral equation . . . . .	42
7.2.2	Philips curve . . . . .	46
7.2.3	Dynamic IS curve . . . . .	52
7.3	Equilibrium of model . . . . .	52
7.3.1	DNK with money supply rule . . . . .	52
7.3.2	DNK with interest rate rule . . . . .	53
7.4	Analyze exogenous shocks . . . . .	55
7.5	Optimal monetary policy . . . . .	56
<b>8</b>	<b>Sticky wage model</b>	<b>60</b>

## Preface

Aim of this work of mine is to provide clear macroeconomic knowledges in language as simple as possible. Most of this note is taken from the advanced macroeconomics course of Yanfei Deng I took. This note is still a work in progress and needs tons of ammending. See the newest version at <https://github.com/xolarvill/notes-on-economics> along with my other notes. And pull a request if you figure some part of this note is wrong.

This work was first written in markdown language on Obsidian, which provides a lightweight and highly personalized working experience. But it was later transfered into purely latex language on Sublime Text, due to poor support for rendering of long math equation blocks of Obsidian. For the tranfer I used Pandoc at <https://pandoc.org/>. I wrote some LaTeX snippets of Sublime Text to optimize the writing experience, and uploaded on github at <https://github.com/xolarvill/snippets-for-quick-latex-on-st>. One can find enormous academical help on advanced macroeconomics from books listed below:

- Introduction to Modern Economic Growth, D. Acemoglu
- Economic Growth, R. Barro and S.i.M. Xavi
- The ABCs of RBCs, An Introduction to Dynamic Macroeconomic Models, G. McCandless
- Macroeconomics, A Comprehensive Textbook for First-Year Ph.D. Courses in Macroeconomics. M. Azzimonti, P. Krusell, A. McKay, and T. Mukoyama
- Adadvanced Macroeconomics, D. Romer

## **Part I**

# **Models of Growth**

- Classical model
- Keynesian model
- Solow-Swan model
- Ramse-Cass-Koopsman model
- Overlapping generations model
- (Endogenous model)

# 1 Classical Model

Learning points for 23-2 Course: the goal is to understand:

- motivations for construction of a model
- the common approach to analyze a model
- how models evolve over time
- target function and constraint

In a perfectly competitive market, the economic system can be described as<sup>1</sup>:

$$\text{AS: } \begin{cases} Y = A \cdot F(K, N) \text{ (Only } N \text{ is endogenously chosen; Inada conditions)} \\ \max \pi \Rightarrow \frac{W}{P} = F_N(K, N) \\ N = N\left(\frac{W}{P}\right), N' > 0 \text{ (ad hoc, assuming labor market clearing)} \end{cases} \quad (1)$$

$$\text{AD: } \begin{cases} Y = C + I + G + \delta K \\ C = C(Y, T - \pi) \\ I = I(q - 1), I' > 0, q \equiv \frac{F_k - (r + \delta - \pi)}{r - \pi} \\ \frac{M}{P} = m(Y, r), m_1 > 0, m_2 < 0 \end{cases} \quad (2)$$

**Note 1** (Exogeneous variables in this model would be).

- In AS:  $K$
- In AD:  $K, G, M, \pi, \delta, T$

At the equilibrium, the endogenous variables could be determined jointly by multiple exo variables. e.g.

$$\text{AS} \Rightarrow \begin{cases} Y^* = f(k) \\ N^* = g(k) \\ \left(\frac{W}{P}\right)^* = h(k) \end{cases}$$

**Question 1** (how to calculate  $N$  at the equilibrium?).

By using total derivatives, we could have:

$$\begin{cases} dY = dY(dK) \\ d\frac{W}{P} = d\frac{W}{P}(dK) \\ dW = dW(dK) \\ dP = dP(dK) \end{cases}$$

<sup>1</sup>See in Sargent, 1987

**Note 2.** *All a model can contain are:*

- *behavioral function*  $\begin{cases} \text{by ad hoc} \\ \text{by optimization} \end{cases}$
- *definitive function*
- *equilibrium conditions*

**Note 3** (General way of advanced macroeconomics). *By method, there are optimization, equilibrium-conducting and comparative analysis. And all of three can do both static analysis and dynamic analysis.*

**Note 4.** *Inada conditions making sure that profit maximization is feasible*

## 2 Keynesian Model

In a brief way, a Keynesian model can be seen as two parts:

$$\text{AS: } \begin{cases} Y = F(K, N) \\ \frac{W}{P} = F_N(K, N) \\ N_S = N_s \left( \frac{W}{P} \right), \text{ where in most cases neglected from the equations} \end{cases} \quad (3)$$

$$\text{AD: } \begin{cases} Y = C + I + G + \delta K \\ C = C(Y, T - \pi) \\ I = I(q - 1), I' > 0, q \equiv \frac{F_k - (r + \delta - \pi)}{r - \pi} \\ \frac{M}{P} = m(Y, r), m_1 > 0, m_2 < 0 \end{cases} \quad (4)$$

The Keynesian model consists of six equations, instead of seven in classical model. Because labor market is not clearing. So the wage is exogenous.



### 3 Solow Model

The Solow-Swan model is an economic model of long-run growth, focusing on capital accumulation, population growth, and technological progress. Developed by Robert Solow and Trevor Swan in 1956, it replaced the Keynesian Harrod-Domar model.

Mathematically, the Solow-Swan model is a nonlinear system consisting of a single ordinary differential equation that models the evolution of the per capita stock of capital.

Learning points for 23-2 Course:

- the economic environment of Solow model
- the main equations in Solow model
- Several key concepts of Solow model, i.e. golden rate, equilibrium dynamics
- how does the model converge under different conditions

---

#### 3.1 Economic Environment and Specific Assumptions

Solow model seems to have simple assumptions, but in which many things are pre-assumed.

##### Sections

- A Solow model assumes only two sections in participation

$$Y(t) = C(t) + I(t) = C(t) + S(t) \quad (5)$$

##### Household

- A large number of non-optimizing homogeneous households (with ad-hoc assumptions)  $\Rightarrow$  representative agent
- Constant saving rate of  $s \in [0, 1] \Rightarrow S(t) = sY(t) = I(t)$

##### Firm

- A large number of non-optimizing homogeneous firms (with ad-hoc assumptions)  $\Rightarrow$  representative agent
- Since sharing a common production method, it can use an aggregate production function

##### Market structure

- Competitive  $\Rightarrow$  Solow model is a prototypical competitive general equilibrium model

##### Endowment (labor and capital)

- Labor  $L(t)$  provided inelastically by households at wage  $w(t)$
- Households also own the capital  $K(t)$  and rent it to firms at capital rate  $R(t)$

- The initial capital is given as  $K(0)$
- Capital exponential depreciation is denoted as  $\delta \Rightarrow$  real interest rate  $r(t) = R(t) - \delta$
- How the capital is distributed is irrelevant to our exploring

### Market clearing

- Labor market clearing condition is  $L(t) = \bar{L}(t)$
- Capital market clearing condition is  $K^s(t) = K^d(t)$

### Technology

- Technology is free and publicly available

### Production function

The aggregate production function is

- continuous
- differentiable
- positive
- diminishing MP
- CRTS

### Production function in Harrold form

$$Y_t = F(K_t, A_t L_t) \quad (6)$$

- This format of production function means, in the final, the ratio of capital to production  $K/Y$  will be stable.
- It is convenient to make  $A_t$  times  $L_t$  instead of other ways in Solow Model.

**Note 5** (Production function in Hicks neutrality form).

$$Y_t = A_t F(K_t, L_t)$$

### CRTS

$$F_t(cK_t, cL_t) = cF(K_t, L_t), \forall c \geq 0 \quad (7)$$

- One way to see CRTS as a reasonable requirement is that imagining the scale of economy large enough to cover the potential benefits of cooperation.
- Another way is imagining all other factors are compared irrelevant than capital, labor and knowledge.
- The CRTS assumption can derive the production function to  $y = f(k)$ .

### Inada Conditions

$$\lim_{x \rightarrow 0} y = \lim_{x \rightarrow 0} f(x) = \infty \quad (8)$$

$$\lim_{x \rightarrow \infty} y = \lim_{x \rightarrow \infty} f(x) = 0 \quad (9)$$

- Many have argued that Inada conditions are the key limits of Solow model, as well as the exogenous tech growth rate.
- The purpose of this setting is to confine the model from wild spreading.
- Cobb-Douglas Function is very suitable in this setting. *It is rather reduced than deducted from the economic nature.*

**Note 6** (No profits for firms).

$$\Rightarrow PMP: \tag{10}$$

$$\max_{L(t), K(t)} F - w(t)L(t) - R(t)K(t) \tag{11}$$

$$\Rightarrow \begin{cases} w(t) = F_L \\ R(t) = F_K \end{cases} \tag{12}$$

$$\Rightarrow Y(t) = w(t)L(t) + R(t)K(t) \text{ (applying Euler's equation)} \tag{13}$$

$$\text{Meaning the firms make no profits. They are just profit-maximizing.} \tag{14}$$

### Main equations

All of these above should be considered oversimplification of the real world, but to the favor of an economist.

$$\begin{cases} y_t = F(K_t, A_t N_t) \\ I_t = S_t = sY_t \\ K_{t+1} = I_t + (1 - \delta)K_t \end{cases} \tag{15}$$

## 3.2 Solow model in discrete time

**Note 7** (Impulse response function). *Impulse response functions are useful for studying the interactions between variables in a vector autoregressive model. They represent the reactions of the variables to shocks hitting the system. It is often not clear, however, which shocks are relevant for studying specific economic problems.*

**Note 8.** *Even the edge or limit of a dynamic state is no way near the steady state.*

### Fundamental law of motion

$$\text{Solow model's motion equations} \begin{cases} Y_t = F(K_t, A_t, L_t) \\ K_{t+1} = (1 - \delta)K_t + I_t \end{cases} \tag{16}$$

**Question 2** (how to solve this set of difference equations?). See Gao Xu, 2017 and McCandless, 2008

$$y_t = \frac{Y_t}{N_t} = A_t \cdot F\left(\frac{K_t}{N_t}, \frac{N_t}{N_t}\right) \equiv A_t f(k_t) \quad (17)$$

$$K_{t+1} = (1 - \delta)K_t + I_t \quad (18)$$

$$\Rightarrow \frac{K_{t+1}}{N_{t+1}} \frac{N_{t+1}}{N_t} = \frac{(1 - \delta)K_t}{N_t} + \frac{I_t}{N_t} \quad (19)$$

$$\Rightarrow k_{t+1} = \frac{(1 - \delta)k_t + i_t}{1 + n} \quad (20)$$

$$\Rightarrow (1 + n)k_{t+1} = (1 - \delta)k_t + i_t \text{ (transpose)} \quad (21)$$

$$\Rightarrow (1 + n)k_{t+1} = (1 - \delta)k_t + s_t \quad (22)$$

$$\Rightarrow (1 + n)k_{t+1} = (1 - \delta)k_t + s \cdot (1 + \alpha)^t A_0 \cdot y_t \text{ (\alpha is the growth rate for tech, in simplest case= 0)} \quad (23)$$

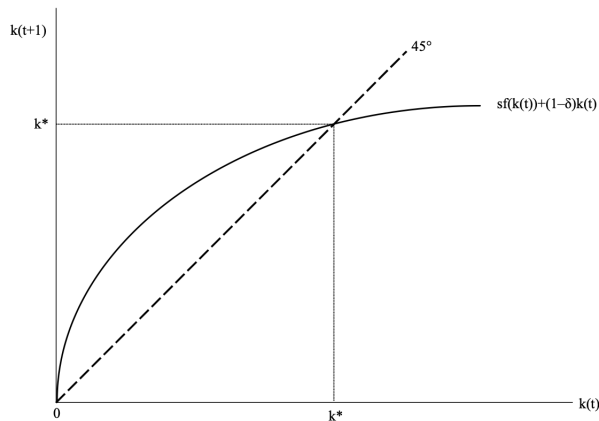
$$\Rightarrow (1 + n)k_{t+1} = (1 - \delta)k_t + sA_0 y_t \quad (24)$$

It is obvious the steady state of capital per worker can be found at when  $k_{t+1} = k_t = k^*$

$$k_{t+1} = g(k_t) = \frac{(1 - \delta)k_t + sA_0 f(k_t)}{1 + n} \quad (25)$$

### Equilibrium steady states in a phase diagram

With  $A_t$  and  $N_t$  being stable (not have to be constant), the solution of difference equations in discrete Solow model is  $k_{t+1} = sf(k_t) + (1 - \delta)k_t$ , which leads to the phase diagram below



### Equilibrium dynamics, solving the $k^*$

$$k_{t+1} = sf(k_t) + (1 - \delta)k_t \quad (26)$$

$$= g(k_t) \quad (27)$$

$$\Rightarrow \text{eventually that } k^* = g(k^*) \quad (28)$$

$$\Rightarrow \frac{k^*}{f(k^*)} = \frac{s}{n + \delta} \quad (\text{meaning capital-output ratio is anchored by the parameters}) \quad (29)$$

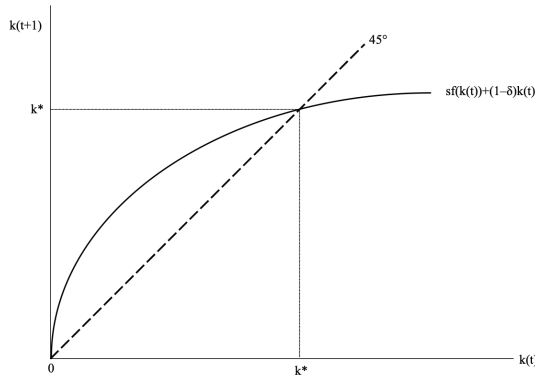
$$\Rightarrow k^* = \cdot \quad (\text{solving the real final } k) \quad (30)$$

### Growth rate

The growth rate of capital is denoted as

$$\gamma_t = \frac{k_{t+1}}{k_t} = \frac{(1 - \delta)k_t + sA_0f(k_t)}{(1 + n)k_t} \quad (31)$$

### Intertemporal equilibrium, convergence speed and convergence time



$$k_{t+1} = g(k_t) \quad (32)$$

$$\Rightarrow k_{t+1} = k^* + g'(k^*)(k_t - k^*) \quad (33)$$

$$\Rightarrow k_{t+1} = k^* + g'(k^*)(k_t - k^*) \quad (34)$$

$$\Rightarrow \hat{k}_{t+1} \equiv \frac{k_{t+1} - k^*}{k^*} = g'(k^*) \left( \frac{k_t - k^*}{k^*} \right) = g'(k^*) \hat{k}_t \quad (\text{redefining}) \quad (35)$$

$$\Rightarrow \hat{k}_t = [g'(k^*)]^t \hat{k}_0 \quad (\text{by the method of iteration, the equal steady state of capital growth ratio}) \quad (36)$$

$$\Rightarrow t = \frac{\log \frac{\hat{k}_t}{\hat{k}_0}}{\log g'(k^*)} \quad (\text{using logarithms}) \quad (37)$$

$$\Rightarrow t = \frac{\log \frac{k_t - k^*}{k_0 - k^*}}{\log g'(k^*)} \quad (\text{meaning the time } t \text{ is now decided by the location of capital } k_t) \quad (38)$$

We have the convergence speed  $g'(k^*)$  and convergence time  $t$ .

**Note 9** (Steady State vs Intertemporal Equilibrium). *Despite of seemingly different division, the two are sides of a coin.*

### Balance of growth

$$k_t = \frac{K_t}{A_t L_t} \quad (39)$$

$$\Rightarrow \frac{dK_t}{k_t} = \frac{dk_t}{k_t} + \frac{dA_t}{A_t} + \frac{dN_t}{N_t} \quad (40)$$

### Convergence under different conditions:

i) first scenerio:  $\begin{cases} A_t = a \\ N_t = n \end{cases}$

$$k_t \equiv \frac{K_t}{N} \quad (41)$$

$$y_t \equiv \frac{Y_t}{N} = F\left[\frac{K_t}{N}, A\right] = f(k_t) \quad (42)$$

$$k_{t+1} = sf(k_t) + (1 - \delta)k_t \quad (43)$$

$$\text{The steady state equilibrium is } k(t) = k^*, \forall t \quad (44)$$

ii) second scenerio:  $\begin{cases} A_t = a \\ \frac{N_t}{N_{t-1}} = 1 + n \end{cases}$

iii) third scenerio:  $\begin{cases} \frac{A_t}{A_{t-1}} = 1 + a \\ \frac{N_t}{N_{t-1}} = 1 + n \end{cases}$

---

### 3.3 Solow model in continuous time

Let  $A(t) = 1$ , we have the Solow model in continous time

$$Y(t) = F[K(t), L(t)] \quad (45)$$

$$I(t) = S(t) = sY(t) \quad (46)$$

$$\dot{K}(t) = I_t - \delta K_t \quad (47)$$

Derivation of the basic function of Solow model in continuous time, which is the steady state of Solow model

$$k(t) = \frac{K(t)}{L(t)} \quad (48)$$

$$\frac{\dot{k}(t)}{k(t)} = \frac{\dot{K}(t)}{K(t)} - \frac{\dot{L}(t)}{L(t)} \quad (49)$$

$$\frac{\dot{k}(t)}{k(t)} = \frac{sF - \delta K(t)}{K(t)} - n \quad (50)$$

$$\frac{\dot{k}(t)}{k(t)} = \frac{(sF - \delta K(t)/L(t))}{K(t)/L(t)} - n \quad (51)$$

$$\Rightarrow \dot{k}(t) = sf[k(t)] - (\delta + n)k(t) \quad (52)$$

### Intertemporal equilibrium, convergence speed and convergence time

$$\dot{k}(t) = sf[k(t)] - (\delta + n)k(t) \equiv g[k(t)] \quad (53)$$

$$\Rightarrow \text{eventually at steady state } g(k^*) = 0 = sf[k^*] - (\delta + n)k^* \quad (54)$$

$$\Rightarrow \frac{k^*}{f(k^*)} = \frac{s}{\delta + n} \quad (\text{the anchored capital-output ratio determined by parameters}) \quad (55)$$

$$\Rightarrow \dot{k}(t) \approx g(k^*) + g'(k^*)[k(t) - k^*] \quad (\text{linearization by using Taylor expansion}) \quad (56)$$

$$\Rightarrow \frac{dK(t)}{dt} = g'(k^*)k(t) - g'(k^*)k^* \quad (57)$$

$$\Rightarrow k(t) = [k(0) - k^*]e^{[g'(k^*)t]} + k^* \quad (58)$$

$$\Rightarrow \text{transposition} \quad (59)$$

$$\text{Denote } \hat{k}(t) \equiv \frac{k(t) - k^*}{k^*} = e^{[g'(k^*)t]} \frac{k(0) - k^*}{k^*} \quad (60)$$

$$\Rightarrow \frac{\hat{k}(t)}{\hat{k}(0)} = e^{g'(k^*)t} \quad (61)$$

$$\Rightarrow \text{Denote } t = \frac{\log\left[\frac{\hat{k}(t)}{\hat{k}(0)}\right]}{g'(k^*)} \quad (62)$$

$$\Rightarrow \text{Like in discrete time, we have the convergence speed } g'(k^*) \text{ and time for convergence } t \quad (63)$$

### 3.4 Golden Rate

One of the philosophies upon which economic science is established is utilitism. In approximate understanding, that is achieving max happiness by max consuming. To do so in a stationary state in Solow model, the idea of golden rate is introduced.

Golden rate in discrete time, or the maximized welfare of Solow model

$$\text{Starting with two ad-hoc assumptions } \begin{cases} C_t = (1-s)Y_t \\ S_t = sY_t \end{cases} \quad (64)$$

$$\Rightarrow \text{At the steady state:} \quad (65)$$

$$c^*(s) = (1-s)f[k^*(s)] = f[(1-s)k^*(s)] = f[k^*(s)] - (n+\delta)k^*(s) \quad (66)$$

$$\Rightarrow \max c^* \quad (67)$$

$$\Rightarrow s_g = \operatorname{argmax}_s c^* \text{ (golden rate of saving)} \quad (68)$$

$$\Rightarrow k_g^* = \operatorname{argmax}_{k^*} c^* \text{ (golden rate of capital per capita)} \quad (69)$$

**Question 3** (Why does Solow model matter?).

Jess Benhabib and Mark M. Spiegel, 1994, The role of human capital in economic development: Evidence from aggregate cross-country data. *Journal of Monetary Economics* 34: 143-17

*"Our results indicate that human capital enters insignificantly in explaining per capita growth rates."*

Lant Pritchett, 2001, Where has all the education gone? *The World Bank Economic Review* 15(3): 367-391.

*"Cross-national data show no association between increases in human capital attributable to the rising educational attainment of the labor force and the rate of growth of output per worker. This implies that the association of educational capital growth with conventional measures of total factor production is large, strongly statistically significant, and negative."*

Chandra Shekhar Kumar, 2006, Human capital and growth empirics. *The Journal of Developing Areas* 40(1): 153-179.

*"In all the above estimation methodologies, the positive and significant effect of human capital is not observed."*

There must be various reasons to explain the fact. Pritchett examines three possible reasons. But, before arguing the reasons, one inquiry seems to be missing. It is the question of validity of Solow augmented production function and by consequence the validity of endogenous growth theory (at least that based on the Lucas-Uzawa model). Three papers above cited imply that there is no significant positive effect of human capital accumulation on the increase of per capita product.

### 3.5 Extensions

Solow model with money

- Purvis, Douglas D. "Introducing Useful Money into a Growth Model." *The Canadian Journal of Economics / Revue Canadienne d'Economie* 4, no. 3 (1971)

Augmented Solow model

- N. Gregory Mankiw, David Romer, David N. Weil, A Contribution to the Empirics of Economic Growth, *The Quarterly Journal of Economics*, Volume 107, Issue 2, May 1992, Pages 407–437



AK model (often treated as a tool to introduce endogenous growth model)

- Romer, Paul M. (1986). "Increasing Returns and Long-Run Growth". *Journal of Political Economy*, 94 (5): 1002–1037.

Malthus to Solow (unified growth theory)

- Hansen, Gary, D., and Edward C. Prescott. 2002. "Malthus to Solow ." *American Economic Review*, 92 (4): 1205–1217.

## 4 Ramsey Model

See Chapter 5 to Chapter 7 from Acemoglu, 2004 for more mathematical help.

We begin the road to sophisticated macro skyscraper with the most basic frame, the Ramsey model. The Ramsey model<sup>2</sup>, or the RCK model, or the Neoclassical growth model differs from the Solow model in that the choice of consumption is explicitly microfounded at a point in time and so endogenizes the savings rate. Ramsey model is in nature a growth model with consumer optimization.

The most intuitive change is now we put  $S_t$  under max as  $\max_{\{C_t, S_t\}}$ .

### 4.1 Assumptions

- Same as Solow Model
  - Production Function in the Harrold neutrality form
  - **Exogenous Variables:**
  - Population growth rate=  $n$
  - Technology growth rate=  $g$
  - Depreciation rate= 0 (for simplicity)
  - And most of all, the technological growth rate is assumed as  $a$ .
- Firm
  - Perfect competitive firms, or homogenous firms, or representative firms
  - Hire workers and capital in competitive factor markets
  - Each has the production function  $Y = F(K, AL)$
  - Firms are owned by the families, meaning the revenue goes straight to latter
- Household
  - Homogenous families.
  - Population growth of each household is assumed as  $n$ .
  - Each member in a household provides one unit of labor.
  - Income of a household is the sum of the labor revenue subsum, the capital revenue subsum and the firm revenue share subsum.
  - A household should and must maximize the utility.
  - Degree of patience denoted as discount factor  $\beta = \frac{1}{1+\rho}$ , and  $\rho$  is the discount rate.

**Note 10** (Rule of Prohibiting Ponzi Schemes). *Conconstraint in Ramsey model is also called Prohibiting Ponzi Schemes Rule. It forbids the household to do a scam of rolling over debt by repeatedly borrowing. Yet in real life, many people are doing this as a harmless way to relax debt pressure.*

<sup>2</sup>Ramsey, Frank P. (1928). "A Mathematical Theory of Saving". Economic Journal. 38 (152): 543–559.

## 4.2 Solution of Ramsey model

### 4.2.1 Central Planner's Problem

Originally Ramsey set out the model as a social planner's problem of maximizing levels of consumption over successive generations. Only later was a model adopted by Cass and Koopmans as a description of a decentralized dynamic economy with a representative agent. This is also why the model is called Ramsey-Cass-Koopmans model, yet abbreviated as Ramsey model.

So, chronologically the first thing we should address is central planner's problem.

#### Dispersive competition

UMP

$$\begin{aligned} \max_{\{C_t, K_{t+1}\}_{t=0}^{\infty}} \sum_{t=0}^{\infty} \beta^t u(C_t) \\ \text{s.t. } C_t + K_{t+1} - (1 - \delta)K_t = W_t L_t + R_t k_t + D_t \end{aligned} \quad (70)$$

Noticing that the constraint is equivalent to  $C_t + I_t = Y_t + D_t$

Solving this UMP resulting Euler's equation

$$\begin{aligned} \Rightarrow u'[F(K_t) - K_{t+1}] = u'(C_t) = \beta u'(C_{t+1}) F'(K_{t+1}) \\ \Leftrightarrow \frac{u'(C_t)}{u'(C_{t+1})} = \beta R_{t+1} \end{aligned} \quad (71)$$

PMP at a perfectly competitive market

$$\max_{K_t} \pi = F(K_t, A_t L_t) - (r + \delta)K_t - wL_t \quad (72)$$

where the  $A_t L_t$  is assumed as a constant in order for model to converge

$$F.O.C. \Rightarrow r + \delta = R = 1 + r \quad (73)$$

In a conclusion, optimization in the dispersive economy yields  $\begin{cases} \frac{u'(C_t)}{u'(C_{t+1})} = \beta R_{t+1} \\ r + \delta = R = 1 + r \end{cases}$

#### Central Planner's Problem

$$\begin{aligned} \max_{\{C_t, K_{t+1}\}_{t=0}^{\infty}} \sum_{t=0}^{\infty} \beta^t u(C_t) \\ \text{s.t. } C_t + K_{t+1} = Y_t, \text{ where } \delta \text{ is assumed as } 1 \end{aligned} \quad (74)$$

Using Lagrangian method and acquire Euler's equation

$$\begin{aligned} \Rightarrow u'(F(K_t) - K_{t+1}) = u'(C_t) = \beta u'(C_{t+1}) F'(K + 1) \\ \Leftrightarrow \frac{u'(C_t)}{u'(C_{t+1})} = \beta R_{t+1} \end{aligned} \quad (75)$$

#### Conclusion

Regardless of the economy being dispersive or central planning, we would have the same Euler's equation of consumption. This suggests for simplicity, we might as well use central planner's problem.

#### 4.2.2 Method of Lagrangian

We start from scratch, then move on to methods like using Hamiltonian equation or using Bellman equation.  
**one-period static optimization**

$$\begin{aligned} v &= f(x_1, x_2) \\ \text{s.t. } g(x_1, x_2) &= z \end{aligned} \quad (76)$$

#### two-period dynamic optimization

A general form is denoted as

$$\begin{aligned} \max v &= f(x_1, x_2) \\ \text{s.t. } g(x_1, x_2) &= z \text{ (where the subscript is denoted as time periods)} \end{aligned} \quad (77)$$

a two-period consumer maximization problem can be denoted as

$$\begin{aligned} \max_{C_1, C_2} u_1 &= u(C_1) + \beta u(C_2) \\ \text{s.t. } \begin{cases} C_1 + S_1 \leq [r + (1 - \delta)]S_0 + Y_1 \\ C_2 + S_2 \leq [r + (1 - \delta)]S_1 + Y_2 \end{cases} \end{aligned} \quad (78)$$

$$\text{The restraints} \Rightarrow C_1 + \frac{C_2}{1+r} = Y_1 + \frac{Y_2}{1+r} \text{ (intertemporal budget constraint)} \quad (79)$$

**Question 4** (How to solve the intertemporal UMP?).

(1). method of elimination

$\frac{du_1}{dC_1} = 0 \Rightarrow \frac{\beta u'(C_2)}{u'(C_1)} = \frac{1}{1+r}$  ( the Euler's equation of intertemporal consumption) In which the  $\frac{1}{1+r}$  is the comparative price

(2). method of geometry

On a  $C_1 - C_2$  plane,

$$0 = u'(C_1)dC_1 + \beta u'(C_2)dC_2 \quad (80)$$

$$\Rightarrow \frac{dC_2}{dC_1} = -\frac{u'(C_1)}{\beta u'(C_2)} \quad (81)$$

(3). method of Lagrangian function

$$\mathcal{L} = u(C_1) + \beta u(C_2) + \lambda \left[ C_1 + \frac{C_2}{1+r} - Y_1 - \frac{Y_2}{1+r} \right] \quad (82)$$

$$\Rightarrow \begin{cases} \frac{\partial \mathcal{L}}{\partial C_1} = 0 \\ \frac{\partial \mathcal{L}}{\partial C_2} = 0 \\ \frac{\partial \mathcal{L}}{\partial \lambda} = 0 \end{cases} \quad (83)$$

$$\Rightarrow \frac{\beta u'(C_2)}{u'(C_1)} = \frac{1}{1+r} \text{ (in the difference equation lies the core of Ramsey model )} \quad (84)$$

### t-period dynamic optimization (finite-period)

1) The original version:

$$\begin{aligned} \max_{C_1, C_2, \dots, C(T)} \quad & u_1 = u(C_1) + \beta u(C_2) + \beta^2 u(C_3) + \dots + \beta^{T-1} u(C_T) \\ \text{s.t.} \quad & \begin{cases} C_1 + S_1 \leq [1+r]S_0 + Y_1 \\ C_2 + S_2 \leq [1+r]S_1 + Y_2 \\ \dots \\ C_T + S_T \leq (1+r)S_{T-1} + Y_T \end{cases} \end{aligned} \quad , \text{where we assume } \begin{cases} \delta = s_0 = s_T = 0 \\ C_1, C_2, \dots, C_T > 0 \end{cases} \quad (85)$$

where the budget constraints can be condensed into

$$C_1 + \frac{C_2}{1+r} + \dots + \frac{C_T}{(1+r)^{T-1}} = Y_1 + \frac{Y_2}{1+r} + \dots + \frac{Y_T}{(1+r)^{T-1}} \quad (86)$$

2) Or the second version:

$$\begin{aligned} \max_{\{C_t\}_{t=1}^{\infty}} \quad & u_1 = \sum_{t=1}^T \beta^{t-1} u(C_t) \\ \text{s.t.} \quad & \begin{cases} C_1 + S_1 \leq [1+r]S_0 + Y_1 \\ C_2 + S_2 \leq [1+r]S_1 + Y_2 \\ \dots \\ C_T + S_T \leq (1+r)S_{T-1} + Y_T \end{cases} \end{aligned} \quad , \text{where we assume } \begin{cases} S_0 = S_T = 0, \delta = 0 \\ C_1, C_2, \dots, C_T > 0 \end{cases} \quad (87)$$

To solve this t-period UMP, using Langranian method: (the  $\lambda$  is the shadow price)

$$\max_{\{C_t\}_{t=1}^{\infty}, \lambda} \quad \mathcal{L} = \sum_{t=1}^T \beta^{t-1} u(C_t) + \lambda \left[ c_1 + \frac{c_2}{1+r} + \dots + \frac{C_T}{(1+r)^{T-1}} - \left( Y_1 + \frac{Y_2}{1+r} + \dots + \frac{Y_T}{(1+r)^{T-1}} \right) \right] \quad (88)$$

$$\Rightarrow \text{F.O.C.s} \quad \begin{cases} \frac{\partial \mathcal{L}}{\partial c_1} = 0 \\ \frac{\partial \mathcal{L}}{\partial C_2} = 0 \\ \vdots \\ \frac{\partial \mathcal{L}}{\partial C_T} = 0 \end{cases} \quad (89)$$

$$\Rightarrow \frac{\beta u'(C_{t+1})}{u'(C_t)} = \frac{1}{1+r}, t = 1, 2, \dots, T \quad (90)$$

3) Another commonly adopted simplified version is

$$\begin{aligned} \max_{\{C_t, S_t\}_{t=1}^T} \quad & u_1 = \sum_{t=1}^T \beta^{t-1} u(C_t) \\ \text{s.t.} \quad & C_t + S_t \leq (1+r)S_{t-1} + Y_t, \text{ where } \begin{cases} C_t > 0 \\ S_0 = S_T = 0 \end{cases} \end{aligned} \quad (91)$$

Using Lagrangian function method:

$$\Rightarrow u'(C_{t+1}) = \lambda_{t+1} \quad (92)$$

$$\Rightarrow \frac{u'(C_{t+1})}{u'(C_t)} = \frac{\lambda_{t+1}}{\lambda_t} = \frac{1}{\beta(1+r)} \quad (93)$$

$$\Rightarrow \frac{\beta u'(C_{t+1})}{u'(C_t)} = \frac{1}{1+r} \quad (94)$$

### infinite-period dynamic optimization

Using the third version, we delve into infinity

$$\begin{aligned} \max_{\{C_t\}_{t=1}^{\infty}} u_1 &= \sum_{t=1}^{\infty} \beta^{T-1} u(C_t) \\ \text{s.t. } C_t + S_t &\leq (1+r)S_{t-1} + Y_t, \text{ where } \begin{cases} C_t > 0 \\ S_0 = \lim_{t \rightarrow \infty} S_T = 0 \end{cases} \end{aligned} \quad (95)$$

Using Lagrangian function method:

$$\mathcal{L} \equiv \sum_{t=0}^{\infty} \{ \beta^t u(c_t) + \lambda_t [(1+r)s_{t-1} + Y_t - (c_t + s_t)] \} \quad (96)$$

$$\Rightarrow F.O.C. \quad (97)$$

$$\Rightarrow u'(c_{t+1}) = \lambda_{t+1} \quad (98)$$

$$\Rightarrow \frac{u'(c_{t+1})}{u'(c_t)} = \frac{\lambda_{t+1}}{\lambda_t} = \frac{1}{\beta(1+r)} \quad (99)$$

$$\Rightarrow \frac{\beta u'(c_{t+1})}{u'(t)} = \frac{1}{1+r} \quad (100)$$

### 4.2.3 Method of Hamiltonian Equation (Optimal Control)

Method of Hamiltonian equation is part of the optimal control theory from mathematical.

#### a) discrete time

$$\begin{aligned} \max_{\{c_t, s_t\}_{t=0}^T} u_1 &= \sum_{t=1}^T \beta^{T-1} u(c_t) \\ \text{s.t. } c_t + s_t &\leq (1+r)s_{t-1} + Y_t, \text{ where } \begin{cases} c_t > 0 \\ s_{-1} = s_T = 0 \\ \beta = \frac{1}{1+\rho} \end{cases} \end{aligned} \quad (101)$$

#### b) continuous time without patience

$$\begin{aligned} \max_{\{C(t), S(t)\}} u &= \int_{t=0}^T e^{-\rho t} u[C(t)] dt = \int_{t=0}^T u[C(t)] dt \\ \text{s.t. } C(t) + \dot{S}(t) &= r \cdot S(t) + Y(t), \text{ where } S(0) = S(T) = 0 \end{aligned} \quad (102)$$

Using Lagrangian

$$\Rightarrow \mathcal{L} = \int_{t=0}^T \{u[C(t)] + \lambda(t)[C(t) + \dot{S}(t) - r \cdot S(t) - Y(t)]\} dt \quad (103)$$

$$= \int_{t=0}^T \{H(t) - \lambda(t)\dot{S}(t)\} dt \quad (H \text{ is Hamiltonian}) \quad (104)$$

$$= \int_{t=0}^T H(t) dt - \int_{t=0}^T \lambda(t)\dot{S}(t) dt \quad (\text{Then applying fractional integral method to latter}) \quad (105)$$

$$= \int_{t=0}^T H(t) dt - \{\lambda(t)S(t)\big|_0^T - \int_{t=0}^T \dot{\lambda}(t)S(t) dt\} \quad (106)$$

$$= \int_{t=0}^T H(t) dt - \dot{\lambda}(t)S(t) dt - [\lambda(t)S(t)]_0^T \quad (107)$$

$$= \int_{t=0}^T H(t) dt + \dot{\lambda}(t) dt \quad (108)$$

with this simplified version containing Hamiltonian

$$\Rightarrow \text{F.O.C. of Lagrangian function: } \begin{cases} \frac{\partial \mathcal{L}}{\partial C(t)} = 0 \quad (C(t) \text{ is the control variable}) \\ \frac{\partial \mathcal{L}}{\partial S(t)} = 0 \quad (S(t) \text{ is the state variable}) \\ \frac{\partial \mathcal{L}}{\partial \lambda(t)} = 0 \quad (\lambda(t) \text{ is the monodromy variable}) \end{cases} \quad (109)$$

$$\Rightarrow \text{the optimal control } \begin{cases} \frac{\partial \mathcal{H}}{\partial C(t)} = 0 \\ \frac{\partial \mathcal{H}}{\partial S(t)} = -\dot{\lambda}(t) \\ \frac{\partial \mathcal{H}}{\partial \lambda(t)} = \dot{S}(t) \end{cases} \quad (110)$$

**Note 11** (control variable and state variable). *If a variable is determined in the current period, it is a control variable. If it is determined period(s) before, it is a state variable.*

### c) continuous time with patience

Next we consider the Lagrangian function with subjective discount rate

Right into this version's Lagrangian function

$$\mathcal{L} = \int_{t=0}^T \{e^{-\rho t} u[C(t)] + \lambda(t)[C(t) + \dot{S}(t) - r \cdot S(t) - Y(t)]\} dt \quad (111)$$

$$= \int_{t=0}^T \{e^{-\rho t} u[C(t)] + \lambda(t)[rS(t) + Y(t) - C(t)] - \lambda\dot{S}(t)\} dt \quad (112)$$

$$= \int_{t=0}^T \{H(t) - \lambda\dot{S}(t)\} dt \quad (H(t) \text{ is present value Hamiltonian}) \quad (113)$$

$$\Rightarrow H(t) \equiv e^{-\rho t} u[C(t)] + \lambda(t)[rS(t) + Y(t) - C(t)] \quad (114)$$

$$\Rightarrow \tilde{H}(t) = e^{\rho t} H(t) \quad (\text{the current value Hamiltonian}) \quad (115)$$

$$\Rightarrow H(t) = u[C(t)] + \eta(t)[rS(t) + Y(t) - C(t)] \quad (116)$$

Comparing the two scenarios (with and without consideration for  $\rho$ ), we can see — regardless of the subjective discount rate, result would be the same.

#### 4.2.4 Method of Bellman Equation (Dynamic Programming)

##### a) discrete time

UMP as below

$$\begin{aligned} \max_{\{C_t, S_t\}_{t=0}^{\infty}} u_0 &= \beta^t u(C_t) \\ \text{s.t. } C_t + S_t &= (1+r)S_{t-1} + Y_t, \text{ where } S_1 = \lim_{t \rightarrow \infty} s_t = 0 \end{aligned} \quad (117)$$

Using the budget constraint to rewrite utility function

$$\Rightarrow C_t = (1+r)S_{t-1} + Y_t - S_t \quad (118)$$

$$\Rightarrow u_0 = \max_{\{S_t\}_{t=0}^{\infty}} \beta^t u[(1+r)S_{t-1} + Y_t - S_t] \quad (119)$$

$$= \max_{S_0} \beta^t u[(1+r)S_{-1} + Y_0 - S_0] + \beta \max_{\{S_t\}_{t=1}^{\infty}} \sum_{t=1}^{\infty} \beta^{t-1} u[(1+r)S_{t-1} + Y_t - S_t] \quad (120)$$

$$= \max_{s_0} u[(1+r)S_{-1} + Y_0 - S_0] + \beta u(S_0, Y_1) \quad (121)$$

Upscript  $o$  denotes optimal

$$\Rightarrow u^o(S_{t-1}, Y_t) = \max_{S_t} \{u[(1+r)S_{t-1} + Y_t - S_t] + \beta u^o(S_t, Y_{t+1})\} \text{ (Bellman equation)} \quad (122)$$

$$= \max_{S_t} \{u(C_t) + \beta u^o(S_t, Y_{t+1})\} \quad (123)$$

$$\Rightarrow \text{F.O.C. : } u_{C_t} \frac{\partial C_t}{\partial S_t} + \beta \frac{du(S_t, Y_{t+1})}{dS_t} = 0 \quad (124)$$

Let  $\frac{\partial C_t}{\partial S_t}$  be  $-1$

$$\Rightarrow \beta \frac{du(s_t, Y_{t+1})}{ds_t} = u_{c_t} \quad (125)$$

Move one period ahead and acquire Euler's equation

$$u(s_t, Y_{t+1}) = \max_{s_{t+1}} \{u[(1+r)s_t + Y_t - s_{t+1}] + \beta u(s_{t+1}, Y_{t+2})\} \quad (126)$$

$$\Rightarrow \frac{du^o(s_t, Y_{t+1})}{ds_t} = \frac{\partial u(\cdot)}{\partial s_t} + \frac{\partial u(\cdot)}{\partial s_{t+1}} \frac{ds_{t+1}}{ds_t} + \beta \frac{du^o(\cdot)}{ds_t} \frac{ds_{t+1}}{ds_t} \quad (128)$$

$$= \frac{\partial u(\cdot)}{\partial s_t} + \left[ \frac{\partial u(\cdot)}{\partial s_{t+1}} + \beta \frac{du^o(\cdot)}{ds_{t+1}} \right] \frac{ds_{t+1}}{ds_t} \text{ (using optimals' envelope therome )} \quad (129)$$

$$= u_{c,t+1} \frac{dc_{t+1}}{ds_t} + 0 \quad (130)$$

$$= u_{c,t+1} \cdot (1+r) \quad (131)$$

$$\Rightarrow \beta \frac{u_{c,t+1}}{u_{c,t}} = \frac{1}{1+r} \quad (132)$$

Hence the same result as before.

##### b) continuous time (Hamilton-Jacob-Bellman, HJB)

See in ...



---

### 4.3 Intertemporal Equilibrium of Ramsey model

#### 4.3.1 Dynamics of $c$

Recalling that

$$\frac{\dot{c}(t)}{c(t)} = \frac{r(t) - \rho - \theta g}{\theta} \quad (133)$$

Since we know

$$r(t) = f'[k(t)] \quad (134)$$

Combining them as

$$\frac{\dot{c}(t)}{c(t)} = \frac{r(t) - \rho - \theta g}{\theta} = \frac{f'[k(t)] - \rho - \theta g}{\theta} \quad (135)$$

Once we assume that

$$\exists k^* \in \mathbb{R}, f'[k^*] = \rho - \theta g \quad (136)$$

The dynamics of  $c$ , denoted as  $\frac{\dot{c}(t)}{c(t)}$  is purely dependent on the value of  $k$  according to Ramsey model.

#### 4.3.2 Dynamics of $k$

Since in Ramsey model we don't assume depreciation of capital  $k$ , denoted as  $\delta = 0$ . The dynamics of  $k$  accordingly is  $\dot{k}(t) = f[k(t)] - c(t) - (n + g)k(t)$ .

This way, in order for the dynamics of  $k$  returning to 0, the model must fulfil the requirement of  $c(t) = f[k(t)] - (n + g)k(t)$ .

#### 4.3.3 Phase diagram and dynamic efficiency

Combining the the two dynamics together, we would have

$$\dot{k} = 0 \quad (137)$$

$$\dot{c} = 0 \quad (138)$$

in a coordinate system of  $k$  and  $c$ .

**Note 12** (dynamic efficiency in Ramsey model). *Beware that the equilibrium of two dynamics would always be on the left of golden rate of  $k$ . The origin point  $(0, 0)$  can also be considered a special case of equilibrium.*

The equilibrium in Ramsey model has given only one equilibrium path.  
Recalling the Solow presented as model equation of motion

$$k_{t+1} - (1 - \delta)k_t = sF(k_t) \quad (139)$$

RCK model has two equations of motion

$$\begin{cases} \frac{u'(c_t)}{u'(c_{t+1})} = \beta[F'(k_{t+1}) - (1 - \delta)] \\ k_{t+1} - (1 - \delta)k_t = F(k_t) - C_t \end{cases} \quad (140)$$

Acquiring the steady state of Ramsey model

$$\begin{cases} k_{t+1} = k_t = k^*, \Delta k = 0 \\ c_{t+1} = c_t = c^*, \Delta c = 0 \end{cases} \quad (141)$$

$$\Rightarrow F'(k^*) = \rho + \delta \Rightarrow k^* \quad (142)$$

$$\Rightarrow c^* = F(k^*) - \delta k^* \quad (143)$$

$$\Rightarrow (k^*, c^*) \text{ is the steady state} \quad (144)$$

$$\Rightarrow \frac{dc^*}{dk^*} = F'(k) - \delta = R - \delta \quad (145)$$

Deriving the derivatives at steady state

$$\begin{cases} \frac{\partial \Delta c}{\partial k} < 0 \\ \frac{\partial \Delta k}{\partial c} < 0 \end{cases} \quad (146)$$

, meaning there must be seperating line for each

$$\Delta c = 0 \quad (147)$$

$$\Rightarrow F'(k^*) = \rho + \delta \text{ (from the first equation of motion of RCK)} \quad (148)$$

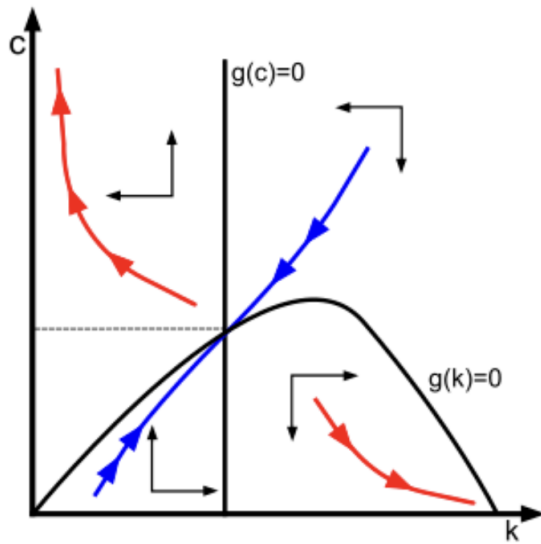
$$\Rightarrow F_{kk}dk = 0dc \quad (149)$$

$$\Rightarrow \frac{dc}{dk} = \frac{F_{kk}}{0} \Rightarrow \text{the seperating line is vertical in C-K plane} \quad (150)$$

$$\Delta k = 0 \quad (151)$$

$$\Rightarrow C^* = F(k^*) - \delta k^* \quad (152)$$

$$\Rightarrow \frac{dc}{dk} = F_k - \delta \Rightarrow \text{the seperating line is vertically reversed U shape} \quad (153)$$



#### 4.4 Linearization

Comparing Solow and Ramsey:  
Solow model's Euler equation

$$\dot{k}(t) + \delta k(t) = sF(k(t)) \quad (154)$$

Ramsey model's Euler equations

$$\dot{c}(t) = \frac{F'[k(t) - (\delta + \rho)]}{\theta} c(t), \text{ where } \theta = -\frac{cu''(c)}{u'(c)} \quad (155)$$

$$\dot{k}(t) = F[k(t)] - \delta k(t) - c(t) \quad (156)$$

Noticing the two equations of Ramsey are nonlinear. This demands a process of linearization.

##### Linearization, method of Taylor expansion

First method we use the same technique from Solow model's linearization, Taylor's Expansion.

First order Taylor expansion of RCK' Euler equations:

$$\begin{bmatrix} \dot{c}(t) \\ \dot{k}(t) \end{bmatrix} = \begin{bmatrix} \frac{F'[k(t) - (\delta + \rho)]}{\theta} c(t) \\ F[k(t)] - \delta k(t) - c(t) \end{bmatrix} = \begin{bmatrix} \phi^1[c(t), k(t)] \\ \phi^2[c(t), k(t)] \end{bmatrix} \quad (157)$$

$$\Rightarrow \begin{bmatrix} \dot{c}(t) \\ \dot{k}(t) \end{bmatrix} = \begin{bmatrix} \phi^1[c^*, k^*] \\ \phi^2[c^*, k^*] \end{bmatrix} + \begin{bmatrix} \phi_c^1 & \phi_k^1 \\ \phi_c^2 & \phi_k^2 \end{bmatrix} \Big|_{c^*, k^*} \begin{bmatrix} c(t) - c^* \\ k(t) - k^* \end{bmatrix} \quad (158)$$

$$= \begin{bmatrix} 0 \\ 0 \end{bmatrix} + \begin{bmatrix} 0 & \frac{F''(k^*)}{\theta} c^* \\ -1 & \rho \end{bmatrix} \begin{bmatrix} c(t) - c^* \\ k(t) - k^* \end{bmatrix} \quad (159)$$

The above deduction use the following conclusions

$$\begin{cases} F'(k^*) - (\delta + \rho) = 0 \Rightarrow F'(k^*) = \rho + \delta \Rightarrow k^* \\ c^* = F(k^*) - \delta k^* \Rightarrow c^* \end{cases} \quad (160)$$

Because ...

$$Ax = \lambda x \quad (161)$$

$$\Rightarrow \lambda^2 - \text{tr}(A)\lambda + \det A = 0 \quad (162)$$

$$\Rightarrow \lambda^2 - \rho\lambda + \frac{F'(k^*)}{\theta} \cdot c^* = 0 \quad (163)$$

$$\Rightarrow \lambda_1 = \frac{\rho - \sqrt{\rho^2 - 4F''(k^*)c^*}}{\theta} < 0 < \lambda_2 = \frac{\rho + \sqrt{\rho^2 - 4F''(k^*)c^*}}{\theta} \quad (164)$$

$\Rightarrow$  We choose the negative one which is  $\lambda_1$  so that  $k(t)$  can converge over time

$$\Rightarrow \dot{k}(t) = \lambda_1[k(t) - k^*] \quad (165)$$

$$\Rightarrow k(t) = k^* + e^{\lambda_1 t}[k(0) - k^*] \quad (166)$$

### Linearization, method of undetermined coefficients

The second approach is method of undetermined coefficients

$$\dot{c}(t) = \frac{F''(k^*)}{\theta} c^* = 0 \quad (167)$$

$$\dot{k}(t) = \rho[k(t) - k^*] - [c(t) - c^*] \quad (168)$$

$$\Rightarrow \ddot{k}(t) = \rho\dot{k}(t) - \dot{c}(t) \quad (169)$$

$$= \rho\dot{k}(t) - \frac{F''(k^*)}{\theta} \cdot c^*[k(t) - k^*] \quad (170)$$

We can make an assumption that  $\dot{k}(t) = \lambda[k(t) - k^*]$ , which is a differential equation in nature

$$\Rightarrow \ddot{k}(t) = \lambda\dot{k}(t) \quad (171)$$

$$= \lambda^2[k(t) - k^*] \quad (172)$$

$$= \rho\dot{k}(t) - \frac{F''(k^*)c^*[k(t) - k^*]}{\theta} \quad (173)$$

$$= \lambda^2 - \rho\lambda + \frac{F''(k^*)c^*[k(t) - k^*]}{\theta} = 0 \quad (174)$$

$$\Rightarrow \lambda_1 = \frac{\rho - \sqrt{\rho^2 - 4F''(k^*)c^*}}{\theta} < 0 < \lambda_2 = \frac{\rho + \sqrt{\rho^2 - 4F''(k^*)c^*}}{\theta} \quad (175)$$

Samewise

$$\Rightarrow k(t) = k^* + e^{\lambda_1 t}[k(0) - k^*] \quad (176)$$

**Note 13** (convergence in Ramsey model). Recall Solow model's chapter of convergence speed and time, we can compare the two similar results:

$$\begin{cases} \text{Ramsey: } k(t) = k^* + e^{\lambda_1 t}[k(0) - k^*] \\ \text{Solow: } k(t) = k^* + e^{[g'(k^*)t]}[k(0) - k^*] \end{cases} \quad (177)$$

Meaning the  $\lambda$  we are trying to derive here is the convergence speed.

## 4.5 Maximizing welfare

Similar to the concept of golden rule in Solow model, Ramsey model also provide a glimpse of maximized consumption.

At the steady state

$$c^* = F(k^*) - \delta k^* \quad (178)$$

$$\Rightarrow k_{gold}^* = \underset{k^*}{\operatorname{argmax}} c^* \quad (179)$$

## 5 OLG Model

In contrast to the Ramsey model in which individuals are infinitely-lived, in the OLG model individuals live a finite length of time, long enough to overlap with at least one period of another agent's life.

**Note 14** (Meet only once). *Two generation OLG is particularly simple because it precludes intertemporal trade (no one meets twice).*

### Solow model, RCK model and OLG model

- All of them are under the assumption of perfect competitive market.
- Solow model has exogenous saving rate, whereas Ramsey model and OLG model has endogenous one.
- OLG model has heterogeneous representative agents.

### 5.1 Assumptions

$$C_t = L_t C_{1t}^{\text{young}} + L_{t-1} C_{2t}^{\text{old}} \quad (\text{where subscript 1 and 2 stands for age}) \quad (180)$$

$$L_t = (1+n)L_{t-1} \Rightarrow L_t = (1+n)^t L_0 \quad (181)$$

$$S_t = s_t L(t) \quad (182)$$

### 5.2 UMP of household

A general UMP would be

$$\begin{aligned} & \max u(C_1) + \beta u(C_{2,t+1}) \\ \text{s.t. } & \begin{cases} C_{1t} + S_t \leq W_t \\ C_{2,t+1} \leq R_{t+1} S_t \end{cases} \end{aligned} \quad (183)$$

Form a Lagrangian and acquire Euler's equation

$$\mathcal{L} = u(C_1) + \beta u(C_{2,t+1}) + \lambda_{1t}(c_{1t} + s_t - w_t) + \lambda_{2,t+1}(c_{2,t+1} - R_{t+1} s_t) \quad (184)$$

$$\Rightarrow \text{F.O.C. } \begin{cases} \frac{\partial \mathcal{L}}{\partial C_{1t}} = 0 \\ \frac{\partial \mathcal{L}}{\partial C_{2,t+1}} = 0 \\ \frac{\partial \mathcal{L}}{\partial S_t} = 0 \end{cases} \Rightarrow \begin{cases} u'(C_{1t}) = \lambda_{1t} \\ \beta' u'(C_{2,t+1}) = \lambda_{2,t+1} \\ \frac{\lambda_{1t}}{\lambda_{2,t+1}} = R_{t+1} \end{cases} \quad (185)$$

$$\Rightarrow u'(C_{1t}) = \beta R_{t+1} u'(C_{2,t+1}) \quad (\text{Euler's equation in OLG UMP}) \quad (186)$$

e.g. Given a specific utility function

$$u(C_{gt}) = \frac{C_{gt}^{1-\theta} - 1}{1-\theta}, 0 < \theta \neq 1, g = 1, 2 \quad (187)$$

$$\text{UMP} \Rightarrow \begin{cases} C_{1t}^{-\theta} = \beta R_{t+1} C_{2,t+1}^{-\theta} \\ C_{1t} = W_t - S_t \\ C_{2,t+1} = R_{t+1} S_t \end{cases} \quad (188)$$

$$\Rightarrow (W_t - S_t)^{-\theta} = \beta R_{t+1} (R_{t+1} S_t)^{-\theta} \quad (189)$$

$$\Rightarrow \left( \frac{W_t - S_t}{S_t} \right)^{-\theta} = \beta R_{t+1}^{1-\theta} \quad (190)$$

$$\Rightarrow \frac{W_t}{S_t} = (\beta R_{t+1}^{1-\theta})^{-\frac{1}{\theta}} + 1 \quad (191)$$

$$\Rightarrow S_t = \frac{w_t}{\beta^{-\frac{1}{\theta}} R_{t+1}^{-\frac{1-\theta}{\theta}} + 1} < w_t \quad (192)$$

$$\Rightarrow S'_w = \frac{1}{\beta^{-\frac{1}{\theta}} R_{t+1}^{-\frac{1-\theta}{\theta}} + 1} \in (0, 1) \quad (193)$$

$$\Rightarrow S'_R = \frac{1-\theta}{\theta} \frac{S_t}{\beta^{-\frac{1}{\theta}} R_{t+1}^{-\frac{1-\theta}{\theta}} + 1} (\beta R_{t+1})^{-\frac{1}{\theta}} \quad (194)$$

$$\Rightarrow S'_R \begin{cases} > 0, 0 < \theta < 1 \\ = 0, \theta = 1 \\ < 0, \theta > 1 \end{cases} \quad (195)$$

### 5.3 PMP of firm

A general PMP would be

$$\max_{k_t, L_t} \pi_t = Y_t - w_t L_t - R_t K_t \quad (196)$$

$$\text{Since } \pi_t = \frac{\Pi_t}{L_t}, y_t = \frac{Y_t}{L_t}, k_t = \frac{K_t}{L_t}, \frac{K_{t+1}}{L_t} = \frac{K_{t+1}}{L_{t+1}} \frac{L_{t+1}}{L_t}, s_t = \frac{S_t}{L_t} \quad (197)$$

Rearrange in form of per capita

$$\Rightarrow \max_{K_t} \pi_t = Y_t - W_t - R_t K_t \quad (198)$$

$$\Rightarrow \text{F.O.C.} \begin{cases} R_t = f'(K_t) \\ W_t = f(K_t) - K_t f'(K_t) \end{cases} \quad (199)$$

## 5.4 Dynamics

Looking at the motion equation of capital

$$K_{t+1} - (1 - \delta)K_t = I_t = S_t = s_t L_t = s(w_t, R_{t+1})L_t \quad (200)$$

$$\Rightarrow K_{t+1} = \frac{s(w_t, R_{t+1})}{1+n} \quad (201)$$

$$\Rightarrow K_{t+1} = \frac{w_t}{(\beta^{-\frac{1}{\theta}} R_{t+1}^{-\frac{1-\theta}{\theta}} + 1)(1+n)} \quad (\text{using conditions from UMP and PMP}) \quad (202)$$

$$\Rightarrow K_{t+1} = \frac{f(K_t) - K_t f'(K_t)}{(\beta^{-\frac{1}{\theta}} R_{t+1}^{-\frac{1-\theta}{\theta}} + 1)(1+n)} \quad (\text{equation of motion of capital in OLG}) \quad (203)$$

The steady states (intertemporal equilibrium) would be

$$k_{t+1} = k_t = k^* \quad (204)$$

$$\Rightarrow k^* = \frac{s[f(k_t^*) - k_t^* f'(k_t^*), f'(k_t^*)]}{1+n} \quad (205)$$

$$= \frac{f(k_t^*) - k_t^* f'(k_t^*)}{(\beta^{-\frac{1}{\theta}} f'(k_t^*)^{-\frac{1-\theta}{\theta}} + 1)(1+n)} \quad (206)$$

$$\Rightarrow k_{t+1} = \frac{(1-\alpha)(k^*)^\alpha}{(\beta^{-\frac{1}{\theta}} [\alpha(k^*)^{\alpha-1}]^{-\frac{1-\theta}{\theta}} + 1)(1+n)} \quad (\text{capital per capita at steady state in OLG}) \quad (207)$$

$$\Rightarrow k^* = \cdot \quad (\text{thus we have the } k \text{ at steady state}) \quad (208)$$

e.g., For a utility function  $u = \log c_{1t} + \beta \log c_{2,t+1}$ , where  $\theta = 1$ .

$$\Rightarrow \frac{c_{2,t+1}}{c_{1t}} = \beta k_{t+1} \quad (209)$$

$$\Rightarrow s_t = \frac{w_t}{\beta^{-\frac{1}{\theta}} R_{t+1}^{-\frac{1-\theta}{\theta}} + 1} \quad (210)$$

$$= \frac{w_t}{\beta^{-1} + 1} \quad (211)$$

$$= \frac{\beta}{1+\beta} w_t \quad (\text{meaning the saving is a function of wage, instead of endowment}) \quad (212)$$

$$\Rightarrow k_{t+1} = \frac{s_t}{1+n} = \frac{\beta w_t}{(1+\beta)(1+n)} \quad (213)$$

$$= \frac{\beta(1-\alpha k_t^\alpha)}{(1+\beta)(1+n)} \quad (214)$$

$$\text{steady state demands } k_{t+1} = k_t = k^* \Rightarrow k^* = \left[ \frac{\beta(1-\alpha)}{(1+\beta)(1+n)} \right]^{\frac{1}{1-\alpha}} \quad (215)$$



## 5.5 Comparing three models so far

$$\text{Solow} \begin{cases} L_t = (1+n)L_{t-1} \\ \frac{S_t}{L_t} = s_t = sy_t = s \frac{Y_t}{L_t} \\ k_{t+1} = \frac{(1-\delta)k_t + sf(k_t)}{1+n} \end{cases} \quad (216)$$

$$\text{OLG} \begin{cases} L_t = (1+n)L_{t-1} \\ k_{t+1} = \frac{s(w_t, R_{t+1})}{1+n} = \frac{s[f(k_t) - k_t f'(k_t), f'(k_{t+1})]}{1+n} \end{cases} \quad (217)$$

$$\text{Ramsey} \begin{cases} L_t = (1+n)L_{t-1} \\ k_{t+1} = \frac{f(k_t) + c_t}{1+n} \Rightarrow 0 = F(k^*) - c^* - \rho k^* \Rightarrow F'(k_G^*) = \delta \\ \frac{u'(c_t)}{u'(c_{t+1})} = \beta [f'(k_{t+1}) + (1-\delta)] \Rightarrow 1 = \rho [F'(k^*) + (1-\delta)] \Rightarrow F'(k^*) = \rho + \delta \Rightarrow k_G^* > k^* \end{cases} \quad (218)$$

## 5.6 Dynamic inefficiency

Because of the micro-foundations (patience denoted as  $\beta = \frac{1}{1+\rho}$ ) in Ramsey, there will be no over-accumulation of capital, avoiding dynamic inefficiency. Whereas in Solow model the inefficiency is inevitable. Somehow in OLG model, the dynamic inefficiency returns.

### Solow

The model has key equations

$$\begin{cases} Y = F(K, L) \\ I = S = sY \\ L_{t+1} = (1+n)L_t \\ k_{t+1} = \frac{(1-\delta)k_t + sf(k_t)}{(1+n)} \iff \dot{k} = sf(k) - (n+\delta)k \end{cases} \quad (219)$$

For a certain production  $y = k^a$  at steady state

$$\text{use } k_{t+1} = \frac{(1-\delta)k_t + sf(k_t)}{1+n}$$

$$\Rightarrow (1+n)k^* = (1-\delta)k^* + sf(k^*) \quad (220)$$

$$-(n+\delta)k^* = -sf(k^*) \quad (221)$$

$$f(k^*) - (n+\delta)k^* = (1-s)f(k^*) = c^* \quad (222)$$

$$\Rightarrow c^* = f(k^*) - (n+\delta)k^* \quad (223)$$

$$\text{To maximize welfare at steady state} \iff \max c^* \iff FOC : k_g^* = \left(\frac{n+\delta}{\alpha}\right)^{1-\alpha} \quad (224)$$

also at steady state

$$(1+n)k^* = (1-\delta)k^* + sf(k^*) \quad (225)$$

$$\Rightarrow k^* = \left(\frac{n+\delta}{s}\right)^{1-\alpha} \quad (226)$$

for certain  $\alpha$  and  $s$  it could be

$$\Rightarrow k^* < k_g^* \quad (227)$$

meaning there is possible dynamic inefficiency in Solow model

### Ramsey

Ramsey has no dynamic inefficiency, here's why

The model has three key equations

$$\begin{cases} L_t = (1+n)L_{t-1} \\ k_{t+1} - (1-\delta)k_t = f(k_t) - c_t \\ \frac{u'(c_t)}{u'(c_{t+1})} = \beta[f'(k_{t+1}) + (1-\delta)] \end{cases} \quad (228)$$

Put  $k_{t+1} - (1-\delta)k_t = f(k_t) - c_t$  at steady state

$$c^* = f(k^*) - k^* + (1-\delta)k^* = f(k^*) - \delta k^* \quad (229)$$

$$\text{To maximize welfare at steady state} \Rightarrow \text{FOC: } f'(k_G^*) = \delta \quad (230)$$

Put  $\frac{u'(c_t)}{u'(c_{t+1})} = \beta[f'(k_{t+1}) + (1-\delta)]$  at steady state resulting

$$\Rightarrow 1 = \beta[f'(k^*) + (1-\delta)] = \frac{1}{1+\rho}[f'(k^*) + (1-\delta)] \quad (231)$$

$$\Rightarrow 1 + \rho = f'(k^*) + 1 - \delta \quad (232)$$

$$\Rightarrow f'(k^*) = \rho + \delta < f'(k_g^*) \quad (233)$$

$$\Rightarrow k_G^* > k^* \quad (234)$$

Capital per capita at steady state is lower than  $k_{gold}$ , meaning it is dynamic efficient.

### OLG

OLG in central planner form:

$$\max \sum_{t=0}^{\infty} (\beta_s)^t L_t [u(c_{1t}) + \beta u(c_{2,t+1})] \quad (\beta_s \text{ is the discount factor}) \quad (235)$$

$$s.t. \quad c_{1t} + \frac{c_{2t}}{1+n} + (1+n)k_{t+1} = f(k_t)$$

Equation of motion of capital per capita at the steady states

$$c^* \equiv c_1^* + \frac{c_2^*}{1+n} = f(k^*) - (1+n)k^* \quad (236)$$

Since we are maximizing welfare at steady state, let  $\frac{\partial c^*}{\partial k^*} = 0$  to acquire first order condition

$$\Rightarrow f'(k_G^*) = 1+n \quad (237)$$

using production function  $y = k^\alpha$  at equilibrium

$$f'(k^*) = \alpha(k^*)^{\alpha-1} \quad (238)$$

$$= \alpha \left\{ \left[ \frac{\beta(1-\alpha)}{(1+\beta)(1+n)} \right]^{\frac{1}{1-\alpha}} \right\}^{\alpha-1} \quad (239)$$

$$= \frac{\alpha}{1-\alpha} \frac{1+\beta}{\beta} (1+n) \quad (240)$$

for certain value of  $\alpha$

$$f'(k^*) < 1 + n \quad (241)$$

$$\Rightarrow f'(k^*) < f'(k_G^*) \quad (242)$$

$$\Rightarrow k^* > k_G^* \quad (243)$$

Meaning there can be over-accumulation of capital  $\iff$  suffices dynamic inefficiency possible in OLG model.

**Conclusion**

- Due to ad hoc given  $s$ , Solow model is unable to assure dynamic efficiency.
- Due to endogenous saving decision and discount factor  $\beta$ , Ramsey model is able to achieve dynamic efficiency.
- Due to limited life span of individuals, OLG model fails to achieve dynamic efficiency.

## Part II

# Models of Fluctuation

In this part, we deal with models that are essentially DSGE models.<sup>3</sup>

- Real Business Cycle model
- Dynamic New Keynesian model

---

<sup>3</sup>See Gao Xu, 2008 for a brief history of DSGE models.

## 6 RBC Model

Originated from Kyland and Prescott (1982), Long and Plosser (1983), RBC model shows great empirical importance. A standard RBC model<sup>4</sup> is in nature a Ramsey model with

- Endogenous (but constant in the long run, i.e.  $n = 0$ ) labor supply
- Stochastic productivity (i.e. real shocks)

**Note 15** (Two principles of the RBC theory of business cycles). 1. *Money is of little importance in business cycles.*  
2. *Business cycles are created by rational agents responding optimally to real (not nominal) shocks - mostly fluctuations in productivity growth, but also fluctuations in government purchases, import prices, or preferences.*

### 6.1 UMP of household

A typical household entails product-consuming for  $C_t$  and labor-providing for  $N_t$ . Only in this model, the agent value leisure  $L_t = 1 - N_t$ .

The UMP in RBC model is

$$\max_{C_t, N_t, B_t} E_t \sum_{t=0}^{\infty} \beta^t u(C_t, N_t) \quad (244)$$

$$s.t. P_t C_t + Q_t B_t \leq B_{t-1} + W_t N_t + D_t, \text{ where } \begin{cases} \beta \in (0, 1) \\ Q_t = \frac{1}{1+i_t} \text{ is the price per bond bought today} \end{cases} \quad (245)$$

Form a Lagrangian and acquire FOCs

$$\mathcal{L} = E_0 \sum_{t=0}^{\infty} \beta^t [u(C_t, N_t) + \lambda_t (P_t C_t + Q_t B_t - B_{t-1} - W_t N_t - D_t)] \quad (246)$$

$$\Rightarrow \begin{cases} \frac{\partial \mathcal{L}}{\partial C_t} = 0 \Rightarrow \beta^t [u_{C_t} - \lambda_t P_t] = 0 \Rightarrow \frac{u_{C_t}}{E_t U_{c,t+1}} = \frac{\lambda_t}{E_t \lambda_{t+1}} \cdot \frac{P_t}{E_t P_{t+1}} \\ \frac{\partial \mathcal{L}}{\partial N_t} = 0 \Rightarrow \beta^t [u_{N_t} + \lambda_t W_t] = 0 \\ \frac{\partial \mathcal{L}}{\partial B_t} = 0 \Rightarrow -\lambda_t Q_t \beta^t + E_t \lambda_{t+1} \beta^{t+1} = 0 \Rightarrow \beta \frac{E_t \lambda_{t+1}}{\lambda_t} = Q_t \Rightarrow \frac{1}{Q_t} = 1 + i_t \end{cases} \quad (247)$$

using these FOCs

$$\begin{cases} \beta^t [u_{C_t} - \lambda_t P_t] = 0 \\ \beta^t [u_{N_t} + \lambda_t W_t] = 0 \end{cases} \Rightarrow \text{Labor supply equation} - \frac{u_{N_t}}{u_{C_t}} = \frac{W_t}{P_t} \quad (248)$$

$$\text{Also } \begin{cases} \frac{u_{C_t}}{E_t U_{c,t+1}} = \frac{\lambda_t}{E_t \lambda_{t+1}} \cdot \frac{P_t}{E_t P_{t+1}} \\ \beta \frac{E_t \lambda_{t+1}}{\lambda_t} = Q_t \end{cases} \Rightarrow \text{Euler's equation} \frac{Q_t}{\beta} = E_t \cdot \frac{\frac{U_{c,t+1}}{P_{t+1}}}{\frac{U_{c,t}}{P_t}} \quad (249)$$

<sup>4</sup>For a sound review over the topic of RBC, see Rebelo Sergio. 2005. "Real Business Cycle Models: Past, Present, and Future." The Scandinavian Journal of Economics.

e.g. Let utility function be specific

$$u(C_t, N_t) = \begin{cases} \frac{c_t^{1-\sigma} - 1}{1-\sigma} - \frac{N_t^{1+\varphi}}{1+\varphi}, & \sigma \neq 1 \\ \log C_t - \frac{N_t^{1+\varphi}}{1+\varphi}, & \sigma = 1 \end{cases} \quad (250)$$

$$\Rightarrow \begin{cases} \frac{W_t}{P_t} = C_t^\sigma N_t^\varphi \\ Q_t = \beta E_t \cdot \left(\frac{C_{t+1}}{C_t}\right)^{-\sigma} \cdot \frac{P_t}{P_{t+1}} \end{cases} \quad (251)$$

## 6.2 PMP of firm

$$\min_{N_t} W_t N_t \Leftrightarrow \max_{Y_t} P_t Y_t - W_t N_t \quad (252)$$

$$s.t. Y_t = A_t K_t^\alpha N_t^{1-\alpha}, \alpha \in [0, 1) \quad (253)$$

$$\text{where } \begin{cases} Y_t = A_t W_t^{1-\alpha} \\ A_t = A_{t-1}^{\rho_\alpha} \epsilon_t^\alpha, \epsilon_t^\alpha \stackrel{iid}{\sim} N(0, \sigma_\alpha^\epsilon) \text{ (technology shocks)} \end{cases} \quad (254)$$

$$\Rightarrow \text{F.O.C.: } \frac{W_t}{P_t} = (1 - \alpha) A_t N_t^{-\alpha} \text{ (labor demand equation)} \quad (255)$$

## 6.3 Economy described by RBC

The whole economy system is described as the balance of demand and supply

$$\text{AS } \begin{cases} Y_t = A_t N_t^{1-\alpha} \text{ (total production function), } A_t = A_{t-1}^{\rho_\alpha} e^{\epsilon_t^\alpha} \text{ (technology shocks)} \\ \frac{W_t}{P_t} = C_t^\sigma N_t^\varphi \text{ (labor supply from UMP)} \\ \frac{w_t}{P_t} = (1 - \alpha) A_t N_t^{-\alpha} \text{ (labor demand from PMP)} \end{cases} \quad (256)$$

$$\text{AD } \begin{cases} Y_t = C_t + I_t \text{ (accounting equation)} \\ Q_t = \beta E_t \left(\frac{C_{t+1}}{C_t}\right)^{-\sigma} \frac{P_t}{P_{t+1}} \text{ (Euler equation from UMP)} \\ \frac{M_t}{P_t} = \frac{Y_t}{Q_t^{-\eta}} \text{ (demand of liquidity)} \end{cases} \quad (257)$$

## 6.4 Log-linearization

Two methods we can transform. 1) The first is

$$\hat{x}_t = \ln x_t - \ln x^* \quad (258)$$

$$= \ln \left| \frac{x_t}{x^*} \right| \quad (259)$$

$$= \ln \left| 1 + \frac{x_t - x^*}{x^*} \right| \text{ (percentage of deviation from stable state)} \quad (260)$$

$$\approx \ln \left| 1 + \frac{1}{x^*} (x_t - x^*) \right| \quad (261)$$

$$= \frac{x_t - x^*}{x^*} \quad (262)$$

2) Another approach would be

$$\ln x^* = \ln x_t - \tilde{x}_t \Rightarrow \ln x_t = \ln x^* + \tilde{x}_t \quad (263)$$

$$\Rightarrow e^{\ln x_t} = x_t = e^{\ln x^* + \tilde{x}_t} = x^* e^{\tilde{x}_t} \approx x^* (1 + \hat{x}_t) \quad (264)$$

Now we turn to the linearization of RBC model

$$\begin{cases} y_t = a_t + (1 - \alpha)n_t \\ y = a + (1 - \alpha)n \end{cases} \Rightarrow \hat{y}_t = \hat{a}_t + (1 - \alpha)\hat{n}_t \quad (265)$$

$$\Rightarrow \begin{cases} \hat{w}_t - \hat{p}_t = \hat{a}_t + (1 - \alpha)\hat{n}_t \\ \hat{w}_t - \hat{p}_t = a\hat{c}_t + \rho\hat{n}_t \end{cases} \Rightarrow \hat{y}_t = \hat{c}_t, \quad m_t - \hat{p}_t = \hat{y}_t - \hat{n}_t \quad (266)$$

$$Y_t = C_t + I_t \quad (267)$$

$$Y \cdot e^{\hat{y}_t} = C \cdot e^{\hat{c}_t} + I \cdot e^{\hat{i}_t} \quad (268)$$

$$Y(1 + \hat{y}_t) = C(1 + \hat{c}_t) + I(1 + \hat{i}_t) \quad (269)$$

$$\hat{y}_t = \frac{C}{Y}\hat{c}_t + \frac{I}{Y}\hat{i}_t \quad (270)$$

$$a_t = \rho_t a_{t-1} + \epsilon_t^a \quad (271)$$

$$1 = E_t e^{\ln \beta + \ln \frac{1}{Q_t} - a(c_{t+1} - c_t) - (P_{t+1} - P_t)} \quad (272)$$

$$1 = E_t e^{\ln \beta + \ln \frac{1}{Q_t} - a\Delta c_{t+1} - \pi_{t+1}} \quad (273)$$

$$1 = E_t I [1 + (i_t - i) - a(\Delta c_{t+1} - \Delta c_t) - (\pi_{t+1} - \pi_t)] \quad (274)$$

Therefore a RBC model can be rewritten in linearized log equations

$$\text{AS: } \begin{cases} \hat{y}_t = a_t + (1 - \alpha)\hat{n}_t \text{ (output)} \\ \hat{w}_t - \hat{p}_t = a_t - \alpha\hat{n}_t \text{ (labor demand)} \\ \hat{w}_t - \hat{p}_t = ac_t + \varphi\hat{n}_t \text{ (labor supply)} \\ \hat{a}_t = \rho_a\hat{a}_{t-1} + \epsilon_t^a \text{ (technology)} \end{cases} \quad (275)$$

$$\text{AD: } \begin{cases} \hat{y}_t = \hat{c}_t \text{ (product market clearing)} \\ \hat{c}_t = E_t\hat{c}_{t+1} - \frac{1}{\alpha}(\hat{i}_t - E_t\hat{\pi}_{t+1}) \\ \hat{m}_t - \hat{p}_t = \hat{y}_t - \eta \cdot \hat{i}_t \text{ (money demand equation; } \eta \text{ is interest rate elasticity)} \\ \hat{r}_t = \hat{i}_t - E_t\hat{\pi}_{t+1} \text{ (Fisherian equation)} \end{cases} \quad (276)$$

**Note 16** (Exceptionation for Expectation). *Notice this method does not apply to equations involving expectations.*

**Note 17** (RBC has neutrality of money). *The final answer of this standard RBC model is not relevant to any price variable, inferring the model being money-neutral.*



## 7 DNK Model

DNK is short for Dynamic New Keynesian<sup>5</sup>

This New Keynesian Model contains elements being

- dispersive economy, a continuum of agents
- perfect information
- rational expectations, i.e.  $E_t(X_{t+1}) = E(X_{t+1}|I_t)$
- perfect competitive labor market
- monopolistic competitive product market, heterogenous products, nominal rigidities

### 7.1 UMP of household

#### Two stages of optimization

Goal of UMP is to acquire DIS, which represents demand. Household face two stages of optimization. Since goods are heterogenous, UMP begins by choosing items  $i \in I$ .

Stage I: choosing goods

One way to choose products is by method of maximization.

$$\begin{aligned} \max_{C_{it}} & \left( \int_0^1 C_{it}^{\frac{\epsilon-1}{\epsilon}} di \right)^{\frac{\epsilon}{\epsilon-1}} \\ \text{s.t.} & \int_0^1 P_{it} C_{it} di \leq Z_t \end{aligned} \quad (277)$$

, in which the  $\epsilon$  stands for current substitute elasticity and  $\frac{\epsilon-1}{\epsilon}$  is contemporaneous elasticity of substitution. And  $Z_t$  stands for endowment.

The other way to choose products is by method of minimization. In this case Lagrangian multiplier could be shadow price.

$$\begin{aligned} \min & \int_0^1 P_{it} C_{it} di \\ \text{s.t.} & \left( \int_0^1 C_{it}^{\frac{\epsilon-1}{\epsilon}} di \right)^{\frac{\epsilon}{\epsilon-1}} \geq C_t \end{aligned} \quad (278)$$

Form a Lagrangian, we would have

$$\mathcal{L}_{\{C_{it}\}} = \int_0^1 P_{it} C_{it} di + P_t \left[ \left( \int_0^1 C_{it}^{\frac{\epsilon-1}{\epsilon}} di \right)^{\frac{\epsilon}{\epsilon-1}} - C_t \right] \quad (279)$$

$$\Rightarrow P_{it} = P_t \frac{\epsilon}{\epsilon-1} \left( \left( \int_0^1 C_{it}^{\frac{\epsilon-1}{\epsilon}} di \right)^{\frac{\epsilon}{\epsilon-1}-1} \right) \frac{\epsilon-1}{\epsilon} C_{it}^{\frac{\epsilon-1}{\epsilon}-1} \quad (280)$$

$$\Rightarrow P_{it} = P_t \left[ \left( \int_0^1 C_{it}^{\frac{\epsilon-1}{\epsilon}} di \right)^{\frac{1}{\epsilon-1}} \right] C_{it}^{-\frac{1}{\epsilon}} \quad (281)$$

$$\Rightarrow \frac{P_{it}}{P_t} = \left( \frac{C_{it}}{C_t} \right)^{-\frac{1}{\epsilon}} \quad (282)$$

$$\Rightarrow C_{it} = \left( \frac{P_{it}}{P_t} \right)^{-\epsilon} C_t \quad (\text{the demand curve}) \quad (283)$$

<sup>5</sup>This chapter is mainly based on the Gali, 2015.

From  $\int_0^1 P_{it} C_{it} di = P_t C_t$  we have

$$\Rightarrow \int_0^1 P_{it} \left(\frac{P_{it}}{P_t}\right)^{-\epsilon} C_{it} di = P_t C_t \quad (284)$$

$$\Rightarrow \int_0^1 P_{it} \left(\frac{P_{it}}{P_t}\right)^{-\epsilon} di = P_t \quad (285)$$

$$\Rightarrow P_t = \left(\int_0^1 P_{it}^{1-\epsilon} di\right)^{\frac{1}{1-\epsilon}} \text{ (the expression of total price level)} \quad (286)$$

Apparently  $\begin{cases} \max_{C_{it}} \left(\frac{1}{I} \sum_{i=1}^I C_{it}^{\frac{1}{1+n_t}}\right)^{1+n_t} = C_t \\ \text{s.t. } \sum_{i=1}^I P_{it} C_{it} \leq Z_t \end{cases}$  and  $\begin{cases} \min_{C_{it}} \sum_{i=1}^I P_{it} C_{it} \\ \text{s.t. } \left(\frac{1}{I} \sum_{i=1}^I C_{it}^{\frac{1}{1+n_t}}\right)^{1+n_t} \geq C_t \end{cases}$  are the same. But as mentioned before, the minimization approach is commonly preferred.

Using either approach, we can conduct the result that demand curve and expression of total price level being

$$C_{it} = \left(I \cdot \frac{P_{it}}{P_t}\right)^{\frac{1+n_t}{-\Lambda_t}} C_t \quad (287)$$

$$P_t = I \left(\frac{1}{I} \sum_{i=1}^I P_{it}^{-\frac{1}{\Lambda_t}}\right)^{-\Lambda_t} \quad (288)$$

After picking products, we enter stage II, UMP at period  $t$

$$\max_{C_t, N_t, \frac{M_t}{P_t}} E_0 \sum_{t=0}^{\infty} \beta^t u\left(C_t, N_t, \frac{M_t}{P_t}\right) \leftarrow \text{(MIU)} \quad (289)$$

$$\text{s.t. } \int_0^1 P_{it} C_{it} di + M_t + B_t \leq M_{t-1} + (1 + i_{t-1}) B_{t-1} + \int_0^1 W_{it} N_{it} di + T_t$$

constraint of this UMP can be rewritten as

$$\max_{C_t, N_t, \frac{M_t}{P_t}} E_0 \sum_{t=0}^{\infty} \beta^t u\left(C_t, N_t, \frac{M_t}{P_t}\right) \quad (290)$$

$$\text{s.t. } P_t C_t + M_t + B_t \leq M_{t-1} + (1 + i_{t-1}) B_{t-1} + W_t N_t + T_t$$

**Note 18** (Subscript  $it$  and  $t$ ).  $C_{it} \neq C_t \Leftrightarrow$  Monopolistic competitive goods market;  $N_{it} = N_t \Leftrightarrow$  Perfect competitive labor market

Form the Lagrangian

$$\mathcal{L} = E_0 \sum_{t=0}^{\infty} \beta^t \left\{ u\left(C_t, N_t, \frac{M_t}{P_t}\right) + \lambda_t [P_t C_t + M_t + B_t - M_{t-1} - (1 + i_{t-1}) B_{t-1} - W_t N_t + T_t] \right\} \quad (291)$$

Solving this will deliver the F.O.C.s., resulting

$$\Rightarrow \begin{cases} Q_t = \beta E_t \cdot \left(\frac{u_{C,t+1}}{u_{C,t}} \frac{P_t}{P_{t+1}}\right) \\ \frac{W_t}{P_t} = -\frac{u_{N_t}}{U_{C_t}} \\ 1 - Q_t = u_{\frac{M_t}{P_t}} \end{cases} \quad (292)$$

This result is basically same as in RBC model with one more equation since money is added to the utility function.

### Linearization

Linearization specifically focusing on the third equation of the second equation, as the other two are identical in RBC model's linearization.

$$1 - \frac{1}{1+i_t} = C_t^\sigma \left(\frac{M_t}{P_t}\right)^{-\nu} \text{ (using } Q_t \text{'s definition)} \quad (293)$$

$$\Rightarrow \frac{i_t}{1+i_t} = C_t^\sigma \left(\frac{M_t}{P_t}\right)^{-\nu} \quad (294)$$

Taking logs

$$\log \frac{i_t}{1+i_t} = \sigma c_t - \nu(m_t - p_t) \text{ (hereafter a lowercase letter } x \text{ denotes } \log x) \quad (295)$$

$$\log \frac{i}{1+i} = \sigma c - \nu(m - p) \quad (296)$$

$$\Rightarrow \log\left(\frac{i_t}{1+i_t}\right) - \log\left(\frac{i}{1+i}\right) = \sigma \hat{c}_t - \nu(m_t - \hat{p}_t) \quad (297)$$

$$\Rightarrow \nu(m_t - \hat{p}_t) = \sigma \hat{c}_t + \log\left(\frac{1+i_t}{i_t}\right) - \log\left(\frac{1+i}{i}\right) \quad (298)$$

$$\Rightarrow \nu(m_t - \hat{p}_t) = \sigma \hat{c}_t + \left[\log \frac{\left(\frac{1+i_t}{i_t}\right) + 1}{\frac{1+i}{i}} - \frac{(1+i)}{i^2}(i_t - i) - \log\left(\frac{1+i}{i}\right)\right] \quad (299)$$

$$\Rightarrow \nu(m_t - \hat{p}_t) = \sigma \hat{c}_t + \frac{i}{i+1} \frac{i - (1+i)}{i} \frac{i_t - i}{i} \quad (300)$$

$$\Rightarrow \nu(m_t - \hat{p}_t) = \sigma \hat{c}_t - \frac{1}{1+i} \hat{i}_t \quad (301)$$

$$\Rightarrow m_t - \hat{p}_t = \frac{\sigma}{\nu} \hat{c}_t - \frac{1}{(1+i)\nu} \hat{i}_t \quad (302)$$

$$\Rightarrow m_t - \hat{p}_t = \hat{c}_t - \eta \hat{i}_t \quad (303)$$

**Note 19** (Must-be in exam: monopolistic competition vs perfect competition). *Zero market power to finite market power, meaning infinite elasticity to non-zero positive elasticity.*

## 7.2 PMP of firm

**Note 20** (Two features DNK firm has). *Monopolistic competitive goods market and sticky price.*

### 7.2.1 Price-setting behavioral equation

We first use PMP to acquire price-setting equation then linearize it. Next we use price-setting equation to derive NKPC.

### PMP and price-setting behavioral equation

Set base period on the initial period  $t = 0$  for simplicity

$$\begin{aligned} \max_{P_{i0}} \pi_0^n &= E_0 \sum_{t=0}^{\infty} Q_{0,t} \cdot (1-\theta)^t \{P_{i0} Y_{it|0} - [TC_{it|0}^n(Y_{it|0})]\} \\ \text{s.t. } Y_{it|0} &= \left(\frac{P_{i0}}{P_t}\right)^{-\epsilon} Y_t \text{ (since } C_t = Y_t \text{ at equilibrium, the constraint is essentially demand curve)} \end{aligned} \quad (304)$$

$|0$  means evaluated at prices from period 0

$Y_{it}$  is total sales of firm  $i$  at period  $t$

$TC$  is a function of nominal total cost

$Q_{0,t}$  means discount rate from period 0 to period  $t$

$\theta$  means the probability of price adjusting, therefore  $1 - \theta$  means the probability to stay put. It's sticky price.  
6

Solving the PMP by putting demand curve into profit function, it would be

$$\pi_0^n = E_0 \sum_{t=0}^{\infty} Q_{0,t} \cdot (1-\theta)^t \{P_{i0} \left(\frac{P_{i0}}{P_t}\right)^{-\epsilon} Y_t - [TC_{it|0}^n \left(\left(\frac{P_{i0}}{P_t}\right)^{-\epsilon} Y_t\right)]\} \quad (305)$$

then let the F.O.C. be 0 (fig 1,2)

$$\frac{\partial \pi_0^n}{\partial P_{i0}} = 0 \quad (306)$$

$$\Rightarrow E_0 \sum_{t=0}^{\infty} Q_{0,t} \cdot (1-\theta)^t \left\{ (1-\theta) \left(\frac{P_{i0}}{P_t}\right)^{-\epsilon} Y_t - \left[ \frac{\partial TC_{it|0}^n}{\partial P_{it|0}} \frac{\partial P_{it|0}}{\partial P_{i0}} \right] \right\} = 0 \quad (307)$$

$$\Rightarrow E_0 \sum_{t=0}^{\infty} (1-\theta)^t Q_{0,t} \left[ (1-\epsilon) \left(\frac{P_{i0}}{P_t}\right)^{-\epsilon} Y_t - MC_{it|0}^n (-\epsilon) \left(\frac{P_{i0}}{P_t}\right)^{-\epsilon-1} Y_t \frac{1}{P_t} \right] = 0 \quad (308)$$

$$\Rightarrow E_0 \sum_{t=0}^{\infty} (1-\theta)^t Q_{0,t} \left[ (1-\epsilon) Y_t - MC_{it|0}^n (-\epsilon) \left(\frac{P_{i0}}{P_t}\right)^{-\epsilon-1} Y_t \frac{1}{P_t} \right] = 0 \quad (309)$$

$$\Rightarrow E_0 \sum_{t=0}^{\infty} (1-\theta)^t Q_{0,t} \left[ (1-\epsilon) Y_{it|0} + \frac{\epsilon}{P_t} MC_{it|0}^n \left(\frac{P_{i0}}{P_t}\right)^{-1} \right] = 0 \quad (310)$$

$$\Rightarrow E_0 \sum_{t=0}^{\infty} (1-\theta)^t Q_{0,t} Y_{it|0} \left[ (1-\epsilon) + \epsilon MC_{it|0}^n \cdot (P_{i0})^{-1} \right] = 0 \quad (311)$$

$$\Rightarrow E_0 \sum_{t=0}^{\infty} (1-\theta)^t \cdot Q_{0,t} \cdot Y_{it|0} \cdot (1-\epsilon) = -E_0 \sum_{t=0}^{\infty} (1-\theta)^t \cdot Q_{0,t} \cdot Y_{it|0} \cdot \epsilon \cdot MC_{it|0}^n \cdot (P_{i0})^{-1} \quad (312)$$

$$\Rightarrow (1-\epsilon) E_0 \sum_{t=0}^{\infty} (1-\theta)^t \cdot Q_{0,t} \cdot Y_{it|0} = -\epsilon (P_{i0})^{-1} E_0 \sum_{t=0}^{\infty} (1-\theta)^t \cdot Q_{0,t} \cdot Y_{it|0} \cdot MC_{it|0}^n \quad (313)$$

restore  $Q_{0t}$  and  $Y_{it|0}$  back to demand curve

$$\Rightarrow (\epsilon - 1) E_0 \sum_{t=0}^{\infty} (1-\theta)^t \beta^t \left[ \left(\frac{Y_0}{Y_t}\right)^\rho \frac{P_0}{P_t} \right] \left(\frac{P_{i0}}{P_t}\right)^{-\epsilon} Y_t = (P_{i0})^{-1} E_0 \sum_{t=0}^{\infty} (1-\theta)^t \beta^t \left[ \left(\frac{Y_0}{Y_t}\right)^\rho \frac{P_0}{P_t} \right] \left(\frac{P_{i0}}{P_t}\right)^{-\epsilon} Y_t \cdot MC_{it|0}^n \quad (314)$$

<sup>6</sup>For more of price adjusting, see in Calvo, 1983 for uncertain version; Taylor, 1980 for certain version.

take  $P_{i0}$  and  $P_0$  out since it can be treated as constants

$$\Rightarrow (\epsilon - 1) \underline{P_{i0}^{-\epsilon} P_0 Y_0^\sigma} E_0 \sum_{t=0}^{\infty} (1 - \theta)^t \beta^t P_t^{\epsilon-1} Y_t^{1-\rho} = \epsilon \underline{P_{i0}^{-1} P_{i0}^{-\epsilon} P_0 Y_0^\rho} E_0 \sum_{t=0}^{\infty} (1 - \theta)^t \beta^t P_t^{\epsilon-1} Y_t^{1-\sigma} \cdot MC_{it|0}^n \quad (315)$$

eliminates the underlined common factors on RH and LH

$$\Rightarrow (\epsilon - 1) E_0 \sum_{t=0}^{\infty} (1 - \theta)^t \beta^t P_t^{\epsilon-1} Y_t^{1-\rho} = \epsilon E_0 \sum_{t=0}^{\infty} (1 - \theta)^t \beta^t P_t^{\epsilon-1} Y_t^{1-\sigma} \cdot MC_{it|0}^n \quad (316)$$

$$\Rightarrow P_{i0}^* = \frac{\epsilon}{\epsilon - 1} \frac{E_0 \sum_{t=0}^{\infty} (1 - \theta)^t \beta^t P_t^{\epsilon-1} Y_t^{1-\sigma} \cdot MC_{it|0}^n}{E_0 \sum_{t=0}^{\infty} (1 - \theta)^t \beta^t P_t^{\epsilon-1} Y_t^{1-\sigma}} \quad (\text{sticky price form price-setting equation}) \quad (317)$$

Also acquiring optimal price  $p^*$ , and  $\frac{\epsilon}{\epsilon-1}$  is cost multiplier

$$\Rightarrow P_{i0}^* = P_0^* = \frac{\epsilon}{\epsilon - 1} \frac{[(1 - \epsilon)\beta]^0 P_0^{\epsilon-1} Y_0^{1-\sigma} MC_{0|0}^n}{(1 - \theta)^0 \beta^0 P_0^{\epsilon-1} Y_0^{1-\sigma}} = \frac{\epsilon}{\epsilon - 1} MC_{0|0}^n \quad (\text{elastic form price-setting equation}) \quad (318)$$

For elastic form, the intuition is that firms are adjusting price at any time so there is no need to observe profit based on any specific period. So no summation symbol.

**Question 5** (what if price is elastic?).

elasticity means adjusting price at all time. it means price sticky price is  $0 \Leftrightarrow 1 - \theta = 0$ .

**Note 21.** *monopolistic competition and elasticity are not the same thing*

next try the period- $t$ -based version in textbook (pic 3)

$$P_t^* = \frac{\epsilon}{\epsilon - 1} \frac{E_t \sum_{k=0}^{\infty} (1 - \theta)^k \beta^{t+k} P_{t+k}^{\epsilon-1} Y_{t+k}^{1-\sigma} \cdot MC_{t+k|t}^n}{E_t \sum_{k=0}^{\infty} (1 - \theta)^k \beta^k P_{t+k}^{\epsilon-1} Y_{t+k}^{1-\sigma}} \quad (319)$$

(here the subscript  $i$  is gone because all firms are making unanimous decisions)

$$P_t^* = \frac{\epsilon}{\epsilon - 1} MC_{t|t}^n \quad (320)$$

**Note 22** (CRTS in DNK). *if production function is CRTS, then all firms would also be making unanimous decisions regardless of time period position*

**log-linearization of sticky price form price-setting behavioral equation**

the method is still first order Taylor expansion, though bit trickier (pic 3, 4, 5)

dividing  $P_{t-1}$  on both side, and try separately

$$\underbrace{\frac{P_t^*}{P_{t-1}} E_t \sum_{k=0}^{\infty} (1-\theta)^k \beta^k P_{t+k}^{\epsilon-1} Y_{t+k}^{1-\sigma}}_{\text{LHS}} = \underbrace{\frac{1}{P_{t-1}} \frac{\epsilon}{\epsilon-1} E_t \sum_{k=0}^{\infty} (1-\theta)^k \beta^{t+k} P_{t+k}^{\epsilon-1} Y_{t+k}^{1-\sigma} \cdot MC_{t+k|t}^n}_{\text{RHS}} \quad (321)$$

LHS multivariate first order Taylor expansion, the constant term is LHS at steady state where all  $P$  are equal

$$\begin{aligned} \text{LHS's 1st order Taylor expansion} &= \sum_{k=0}^{\infty} [(1-\theta)\beta]^k P^{\epsilon-1} Y^{1-\sigma} \\ &+ \frac{1}{P} E_t \sum_{k=0}^{\infty} [(1-\theta)\beta]^k P^{\epsilon} Y^{1-\sigma} \left( \frac{P_t^* - P}{P} \right) \\ &- \frac{P}{P^2} E_t \sum_{k=0}^{\infty} [(1-\theta)\beta]^k P^{\epsilon-1} Y^{1-\sigma} \left( \frac{P_{t-1} - P}{P} \right) \\ &+ (\epsilon-1) E_t \sum_{k=0}^{\infty} [(1-\theta)\beta]^k P^{\epsilon-1} Y^{1-\sigma} \left( \frac{P_{t+k} - P}{P} \right) \\ &+ (1-\sigma) E_t \sum_{k=0}^{\infty} [(1-\theta)\beta]^k P^{\epsilon-1} Y^{1-\sigma} \left( \frac{Y_{t+k} - Y}{Y} \right) \end{aligned} \quad (322)$$

Like before, we use lowercase letters denotes log version

$$\Rightarrow \text{LHS} = P^{\epsilon-1} Y^{1-\sigma} E_t \sum_{k=0}^{\infty} [(1-\theta)\beta]^k P^{\epsilon-1} Y^{1-\sigma} [1 + \hat{p}_t^* - \hat{p}_{t-1} + (\epsilon-1)\hat{p}_{t+k} + (1-\sigma)\hat{y}_{t+k}] \quad (323)$$

For RHS,

$$\text{RHS} = \dots = \frac{\epsilon}{\epsilon-1} \frac{1}{P} P^{\epsilon-1} Y^{1-\sigma} E_t \sum_{k=0}^{\infty} [(1-\theta)\beta]^k P^{\epsilon-1} Y^{1-\sigma} [1 - \hat{p}_{t-1} + (\epsilon-1)\hat{p}_{t+k} + (1-\sigma)\hat{y}_{t+k} + \hat{m}c_{t+k|t}^n] \quad (324)$$

**Note 23** (First order Taylor expansion and steady state). *First term (constant term) of 1st Taylor expansion is steady state*

**Question 6** (why do we do log-linearization).

to simulate a curve with a line, so there would be a foundable or writable solution.

Now the two sides are log-linearized, let them be in the same equation

$$\underbrace{P^{\epsilon-1} Y^{1-\sigma} E_t \sum_{k=0}^{\infty} [(1-\theta)\beta]^k P^{\epsilon-1} Y^{1-\sigma} [1 + \hat{p}_t^* - \hat{p}_{t-1} + (\epsilon-1)\hat{p}_{t+k} + (1-\sigma)\hat{y}_{t+k}]}_{\text{log-linear LHS}} = \quad (325)$$

$$\underbrace{\frac{\epsilon}{\epsilon-1} \frac{1}{P} P^{\epsilon-1} Y^{1-\sigma} E_t \sum_{k=0}^{\infty} [(1-\theta)\beta]^k P^{\epsilon-1} Y^{1-\sigma} [1 - \hat{p}_{t-1} + (\epsilon-1)\hat{p}_{t+k} + (1-\sigma)\hat{y}_{t+k} + \hat{m}c_{t+k|t}^n]}_{\text{log-linear RHS}} \quad (326)$$

Use sticky form price-setting equation at steady state (which because of steadiness looks like elastic form), we have

$$\frac{MC^n}{P} = \frac{\epsilon - 1}{\epsilon} \quad (327)$$

Since  $E_t$  is followed by an infinite series, it is meaningless. Eliminate it.

$$\Rightarrow \hat{p}_t^* E_t \sum_{k=0}^{\infty} [(1-\theta)\beta]^k = E_t \sum_{k=0}^{\infty} [(1-\theta)\beta]^k \hat{m}c_{t+k|t}^n \quad (328)$$

$$\Rightarrow \frac{\hat{p}_t^*}{1 - (1-\theta)\beta} = E_t \sum_{k=0}^{\infty} [(1-\theta)\beta]^k MC_{t+k|t}^n \quad (329)$$

$$\Rightarrow \hat{p}_t^* = [1 - (1-\theta)\beta] E_t \sum_{k=0}^{\infty} [(1-\theta)\beta]^k \hat{m}c_{t+k|t}^n \quad (\text{log-linear sticky price setting equation}) \quad (330)$$

Therefore we have the log-linear optimal-price-setting equation for monopolistic competition and sticky price features firms.

## 7.2.2 Philips curve

### First way to acquire Philips curve

next we use this log-linearized price-setting equation to acquire NK Philips curve

originally PC is about inflation and employment

step I, inflation (p7,8,9)

$$P_t = I \left( \frac{1}{I} \sum_{i=1}^I P_{it}^{-\frac{1}{\theta}} \right)^{-\theta} \quad (\text{expression of total price}) \quad (331)$$

$$= \left[ \int_0^\theta (P_{it}^*)^{1-\epsilon} di + \int_\theta^1 P_{t-1}^{1-\epsilon} di \right]^{\frac{1}{1-\epsilon}} \quad (\theta \text{ portion of firms don't adjust price}) \quad (332)$$

$$= [\theta (P_{it}^*)^{1-\epsilon} + (1-\theta) P_{t-1}^{1-\epsilon}]^{\frac{1}{1-\epsilon}} \quad (\text{expression of total price with } \theta \text{ firms adjusting price}) \quad (333)$$

$$\Rightarrow P_t^{1-\epsilon} = \theta (P_{it}^*)^{1-\epsilon} + (1-\theta) P_{t-1}^{1-\epsilon} \quad (334)$$

$$\Rightarrow \left( \frac{P_t}{P_{t-1}} \right)^{1-\epsilon} = \theta \left( \frac{P_{it}^*}{P_{t-1}} \right)^{1-\epsilon} + (1-\theta) \quad (335)$$

$$\Rightarrow \Pi^{1-\epsilon} = \theta \left( \frac{P_{it}^*}{P_{t-1}} \right)^{1-\epsilon} + (1-\theta) \quad (\text{the capital letter } \Pi \text{ is for total inflation } \frac{P_t}{P_{t-1}}) \quad (336)$$

Then log-linearization by bi-variate first order Taylor expansion

$$\Rightarrow \Pi^{1-\epsilon} + (1-\epsilon)\Pi^{1-\epsilon} \left( \frac{\Pi_t - \Pi}{\Pi} \right) = \left\{ \theta \left( \frac{P}{P} \right)^{1-\epsilon} + \theta(1-\epsilon) \left( \frac{P}{P} \right)^{1-\epsilon} \left[ \frac{1}{P} (P_t^* - P) - \frac{P}{P^2} \frac{(P_{t-1} - P)}{P} \right] \right\}^{1-\theta} \quad (337)$$

Since first term of tay exp is steady state, making  $\Pi^{1-\epsilon} = 1$

$$\Rightarrow 1 + (1-\epsilon)\hat{\Pi}_t = \theta + \theta(1-\epsilon)(\hat{P}_t^* - \hat{P}_{t-1}) + (1-\theta) \quad (338)$$

$$\Rightarrow \hat{\Pi}_t = \theta(\hat{P}_t^* - \hat{P}_{t-1}) \quad (339)$$

$$\Rightarrow \frac{1}{\theta} \hat{\Pi}_t = \hat{P}_t^* - \hat{P}_{t-1} \quad (340)$$

Using price-setting equation, which is related to marginal cost, then production. (making nominal price combination of real price and  $\hat{p}_{t-1}$ )

$$\Rightarrow \frac{1}{\theta} \hat{\Pi}_t = [1 - (1 - \theta)\beta] E_t \sum_{k=0}^{\infty} [(1 - \theta)\beta]^k (\hat{m}c_{t+k|t}^r + \hat{p}_{t+k} - \hat{p}_{t-1}) \quad (341)$$

$$= \underbrace{[1 - (1 - \theta)\beta] E_t \sum_{k=0}^{\infty} [(1 - \theta)\beta]^k \hat{m}c_{t+k|t}^r}_A + [1 - (1 - \theta)\beta] E_t \sum_{k=0}^{\infty} [(1 - \theta)\beta]^k (\hat{p}_{t+k} - \hat{p}_{t-1}) \quad (342)$$

Let the untouched part be A for simplicity, open the sum so there will be expression of inflation in log-linearized form

$$= A + [1 - (1 - \theta)\beta] E_t \sum_{k=0}^{\infty} [(1 - \theta)\beta]^k (\hat{p}_{t+k} - \hat{p}_{t-1}) \quad (343)$$

$$= A + [1 - (1 - \theta)\beta] E_t \{ (\hat{p}_t - \hat{p}_{t-1}) + [(1 - \theta)\beta] (\hat{p}_{t+1} - \hat{p}_t + \hat{p}_t - \hat{p}_{t-1}) + [(1 - \theta)\beta]^2 (\hat{p}_{t+2} - \hat{p}_{t+1} + \hat{p}_{t+1} - \hat{p}_t + \hat{p}_t - \hat{p}_{t-1}) + \dots \} \quad (344)$$

$$= A + [1 - (1 - \theta)\beta] E_t \{ [(\hat{\pi}_t + [(1 - \theta)\beta](\hat{\pi}_{t+1} + \hat{\pi}_t) + [(1 - \theta)\beta]^2(\hat{\pi}_{t+2} + \hat{\pi}_{t+1} + \hat{\pi}_t) + \dots] \} \quad (345)$$

$$= A + E_t \{ [(\hat{\pi}_t + [(1 - \theta)\beta](\hat{\pi}_{t+1} + \hat{\pi}_t) + [(1 - \theta)\beta]^2(\hat{\pi}_{t+2} + \hat{\pi}_{t+1} + \hat{\pi}_t) + \dots] - (1 - \theta)\beta E_t \{ [(\hat{\pi}_t + [(1 - \theta)\beta](\hat{\pi}_{t+1} + \hat{\pi}_t) + [(1 - \theta)\beta]^2(\hat{\pi}_{t+2} + \hat{\pi}_{t+1} + \hat{\pi}_t) + \dots] \} \}$$

$$\text{(making elimination possible)} \quad (346)$$

$$= A + E_t \{ \hat{\pi}_t + [(1 - \theta)\beta](\hat{\pi}_{t+1} + \hat{\pi}_t) + [(1 - \theta)\beta]^2(\hat{\pi}_{t+2} + \hat{\pi}_{t+1} + \hat{\pi}_t) + \dots \} - [(1 - \theta)\beta] \{ \hat{\pi}_t - [(1 - \theta)\beta]^2 E_t (\hat{\pi}_{t+1} + \hat{\pi}_t) - \dots \} \quad (347)$$

Make format simple by doing iteration form, the first term is when  $k = 0$ , but the second still starts from  $k=0$  so there will be some parameters changed

$$= [1 - (1 - \theta)\beta] E_t \sum_{k=0}^{\infty} \hat{m}c_{t+k|t}^r + E_t \sum_{k=0}^{\infty} \hat{\pi}_{t+k+1} \quad (348)$$

$$= \underbrace{[1 - (1 - \theta)\beta] \hat{m}c_{t+k|t}^r}_{k=0} + \hat{\pi}_t + [1 - (1 - \theta)\beta] E_t \sum_{k=0}^{\infty} [(1 - \theta)\beta]^{k+1} \hat{m}c_{t+k+1|t}^r + E_t \sum_{k=0}^{\infty} [(1 - \theta)\beta]^{k+1} \hat{\pi}_{t+k} \quad (349)$$

$$= [1 - [(1 - \theta)\beta]] \hat{m}c_{t|t}^r + \hat{\pi}_t + [(1 - \theta)\beta] \{ \quad \} \quad (350)$$

$$= B \text{ (back to recursive form and let it be B)} \quad (351)$$

$$\Rightarrow \frac{1}{\theta} \hat{\pi}_t = B \quad (352)$$

$$\Rightarrow \hat{\pi}_t = \underbrace{\frac{\theta[1 - (1 - \theta)\beta]}{1 - \theta} \hat{m}c_{t|t}^r}_{\text{effect of current marginal cost}} + \underbrace{\beta E_t \hat{\pi}_{t+1}}_{\text{effect of expectation of future inflation}} \quad \text{(New Keynesian Philips Curve marginal cost version)} \quad (353)$$



**Question 7** (at which variable are we making derivative of Lagrangian function ?).  
Theoretically we can make derivative of any variable if possible but not proper.

NKPC has another version where marginal cost is substituted with real output, thus measuring the effect of output gap.

$$\begin{aligned} \min \frac{W_t}{P_t} N_t \\ \text{s.t. } Y_t = A_t N_t^{1-\alpha} \end{aligned} \quad (354)$$

Form a Lagrangian

$$\Rightarrow \mathcal{L} = \frac{W_t}{P_t} N_t + MC_t^r \cdot (Y_t - A_t N_t^{1-\alpha}) \text{ (shadow price can also be marginal cost)} \quad (355)$$

Take partial derivative of  $N_t$  here since labor is decided by market, the firm only can control demand of labor

$$\Rightarrow \frac{\partial \mathcal{L}}{\partial N_t} = 0 \quad (356)$$

$$\Rightarrow \frac{W_t}{P_t} N_t = MC_t^r \cdot MPN_t, \text{ where } MPN_t = \frac{\partial Y_t}{\partial N_t} = (1-\alpha) A_t N_t^{-\alpha} \quad (357)$$

$$\Rightarrow MC_t^r = \frac{\frac{W_t}{P_t}}{MPN_t} \quad (358)$$

$$\hat{m}c_t^r = \hat{w}_t - \hat{p}_t - (a_t - \alpha \hat{n}_t) \text{ (log-linearized, and using labor supply equation)} \quad (359)$$

$$= \sigma \hat{c}_t + \varphi \hat{n}_t - (a_t - \alpha \hat{n}_t) \quad (360)$$

$$= \sigma \hat{y}_t - a_t - (\varphi + \alpha) \frac{\hat{y}_t - a_t}{1-\alpha} \quad (361)$$

$$= \frac{\sigma(1-\alpha) + (\varphi + \alpha)}{1-\alpha} \hat{y}_t - \frac{1+\varphi}{1-\alpha} a_t \quad (362)$$

To acquire natural ratio of output, we use the fact that elastic marginal cost is zero.

$$\Rightarrow 0 = \hat{m}c_t^r = \frac{\sigma(1-\alpha) + (\varphi + \alpha)}{1-\alpha} \hat{y}_t^f - \frac{1+\varphi}{1-\alpha} a_t \text{ (upscript } f \text{ stands for flexible meaning elastic)} \quad (363)$$

$$\Rightarrow \frac{1+\varphi}{1-\alpha} a_t = \frac{\sigma(1-\alpha) + (\varphi + \alpha)}{1-\alpha} \hat{y}_t^f \quad (364)$$

$$\Rightarrow \hat{m}c_t^r = \frac{\sigma(1-\alpha) + (\varphi + \alpha)}{1-\alpha} \underbrace{(\hat{y}_t - \hat{y}_t^f)}_{\equiv \hat{y}_t, \text{ output gap}} \text{ (put it back, having the gap of output } \hat{y}_t - \hat{y}_t^f = \tilde{t}) \quad (365)$$

If we put the last equation back to NKPC marginal cost version, we connect natural output to inflation which is NKPC real output version.

**New Keynesian Philips Curve marginal cost version:**

$$\hat{\pi}_t = \underbrace{\frac{\theta[1-(1-\theta)\beta]\sigma(1-\alpha) + (\varphi + \alpha)}{1-\theta}}_{\text{effect of current output gap}} (\hat{y}_t - \hat{y}_t^f) + \underbrace{\beta E_t \hat{\pi}_{t+1}}_{\text{effect of expectation of future inflation}} \quad (366)$$

another way to acquire the NKPC is to concern monopolistic competition, then sticky price.

$$\max_{P_{it}} \pi^r = \frac{P_{it}}{P_t} Y_{it} - \frac{W_t}{P_t} N_{it} \quad (367)$$

$$\Rightarrow \frac{P_{it}}{P_t} = \frac{\epsilon}{\epsilon - 1} MC_t^r \quad (368)$$

**Note 24** (indicator of monopolistic competition).

$\frac{\epsilon}{\epsilon - 1}$  means monopolistic competition

integral means perfect competitive labor supply for households

$\epsilon$  is substitute elasticity

This is real price, where  $\epsilon$  is substitute elasticity. Here  $MC_i$  comes without subscript  $t$  is because of CRTS production function.

$$\Rightarrow \frac{P_{it}}{P_t} = \frac{\epsilon}{\epsilon - 1} \frac{W_t/P_t}{A_t} \quad (369)$$

$$= \frac{\epsilon}{\epsilon - 1} \frac{Y_t^\sigma N_t^\varphi}{A_t} \quad (370)$$

$$= \frac{\epsilon}{\epsilon - 1} \frac{Y_t^\sigma}{A_t} \left( \int_0^1 N_{it} di \right)^\varphi \text{ (because of goods market p.c.)} \quad (371)$$

$$= \frac{\epsilon}{\epsilon - 1} \frac{Y_t^\sigma}{A_t} \left[ \int_0^1 \left( \frac{Y_{it}}{A_t} \right) di \right]^\varphi \text{ (based on CRTS production function)} \quad (372)$$

$$= \frac{\epsilon}{\epsilon - 1} \frac{Y_t^\sigma}{A_t^{1+\varphi}} \left[ \int_0^1 \left( \frac{P_{it}}{P_t} \right)^{-\epsilon} Y_{it} di \right]^\varphi \text{ (using demand curve and move } A_t \text{ out)} \quad (373)$$

$$= \frac{\epsilon}{\epsilon - 1} \frac{Y_t^\sigma}{A_t^{1+\varphi}} \left( \frac{P_{it}^*}{P_t} \right)^{-\epsilon\varphi} \text{ (star means symmetric and at equil)} \quad (374)$$

Since at equilibrium all prices are same

$$P_{it}^* = P_t^* \Rightarrow \frac{P_{it}^*}{P_t} = \frac{\epsilon}{\epsilon - 1} \frac{Y_t^{\sigma+\varphi}}{A_t^{1+\varphi}} \left( \frac{P_t^*}{P_t} \right)^{-\epsilon\varphi} \quad (375)$$

Let's consider a situation that

$$\text{If } P_t^* = P_t \text{ (meaning when price elastic)} \quad (376)$$

$$1 = \frac{\epsilon}{\epsilon - 1} \quad (377)$$

$$\Rightarrow Y_t^f \text{ or } \hat{y}_t^f \text{ (to be log-linearized)} \quad (378)$$

Taking logs

$$(1 + \epsilon\varphi)(P_t^* - P_t) = \ln \frac{\epsilon}{\epsilon - 1} - (1 + \varphi)a_t + (\sigma + \varphi)y_t \quad (379)$$

$$= (\sigma + \phi)y_t - (1 + \phi)a_t + \ln\left(\frac{\epsilon}{\epsilon - 1}\right) \text{ (change order)} \quad (380)$$

Change order for further preparation

$$\Rightarrow P_t^* = P_t + \frac{\sigma + \varphi}{1 + \epsilon\varphi} y_t - \frac{1 + \varphi}{1 + \epsilon\varphi} a_t + \frac{1}{1 + \epsilon\varphi} \ln\left(\frac{\epsilon}{\epsilon - 1}\right) \quad (381)$$

$$\Rightarrow P^* = P + \frac{\sigma + \varphi}{1 + \epsilon\varphi} y_t - 0 + \frac{1}{1 + \epsilon\varphi} \ln\left(\frac{\epsilon}{\epsilon - 1}\right) \text{ (steady state by definition)} \quad (382)$$

Two equations above deducted, having the log-linearized result; elastic price means  $p_t^* = \hat{p}_t$

$$\hat{p}_t^* = \hat{p}_t + \frac{\sigma + \varphi}{1 + \epsilon\varphi} \hat{y}_t - \frac{1 + \varphi}{1 + \epsilon\varphi} a_t \quad (383)$$

$$P_t^* = \hat{p}_t \text{ (elastic price gives } y \text{ a } f \text{ upscript)} \quad (384)$$

$$\Rightarrow 0 = \frac{\sigma + \varphi}{1 + \epsilon\varphi} \hat{y}_t - \frac{1 + \varphi}{1 + \epsilon\varphi} a_t \quad (385)$$

$$\Rightarrow \hat{y}_t^f = \frac{1 + \varphi}{\sigma + \varphi} a_t \quad (386)$$

here notice natural output is a function of technology

$$\Rightarrow \hat{p}_t^* = \hat{p}_t + \frac{\sigma + \varphi}{1 + \epsilon\varphi} \hat{y}_t - \frac{\sigma + \varphi}{1 + \epsilon\varphi} \hat{y}_t^f \quad (387)$$

$$\Rightarrow \hat{p}_t^* = \hat{p}_t + \gamma(\hat{y}_t - \hat{y}_t^f) \text{ (}\gamma \text{ denotes the bundle of coefficients)} \quad (388)$$

$$\Rightarrow \hat{p}_t^* = \hat{p}_t + \gamma \hat{y}_t \text{ (acceptable price-setting equation with only assumption of m.c.)} \quad (389)$$

7

**Note 25** (DNK model is perfect information rational expectation). Here  $E_t$  is not  $\bar{E}_t$  because of perfect information rational expectation

## Second way to acquire NKPC

**Note 26** (Price adjusting in certainty vs in randomness).

Price adjusting in certainty Taylor, 1978; price adjusting in randomness, Calvo, 1983

### Taylor

a, b and c denotes three firms in a monopolistic competitive market. they adjust price by turns and one person per period.

Q1: how does one choose price

$P_A^\Delta = \bar{P}$ , the upscript  $\Delta$  stands for staying put in the next three periods.

Q2: what is the total price

$P_t =$

### Calvo

each firm adjust price at probability  $\theta^t$  at period  $t$ .

<sup>7</sup>see Mankiw and Reis 2002 for more details of acceptable price-setting eq

Now sticky price price-adjusting equation <sup>8</sup>

$$\hat{p}_t^\Delta = (1 - \theta\beta) \underbrace{\sum_{k=0}^{\infty} (\theta\beta)^k E_t P_{t+k}^*}_{\text{weighted average}} \quad (390)$$

$$\Rightarrow \hat{p}_t^\Delta = (1 - \theta\beta)\hat{p}_t^* + \theta\beta E_t \hat{p}_{t+1}^\Delta \text{ (sticky PAE)} \quad (391)$$

The  $\theta$  is the opposite of the one in previous PAE, here rather is to stay put. price adjusting based on acceptable price setting eq in future periods,  $\beta$  mean subjective discount.

With the expression of total price being

$$\Rightarrow \hat{p}_t = (1 - \theta) \sum_{k=0}^{\infty} \theta^k \hat{p}_{t-k}^\Delta \quad (392)$$

$$\Rightarrow \hat{p}_t = (1 - \theta)\hat{p}_t^\Delta + \theta\hat{p}_{t-1} \text{ (expression of total price based on APSE and PAE)} \quad (393)$$

Based on Acceptable Price-setting Equation (from monopolistic competition) and Total Price (from sticky price), one can quickly conduct NKPC.

**Note 27** (prices in DNK).

starred price means acceptable price, triangled price means adjusting price

From the first equation  $\hat{p}_t = (1 - \theta) \sum_{k=0}^{\infty} \theta^k \hat{p}_{t-k}^\Delta$  we have

$$\hat{p}_t = (1 - \theta)P_t^\Delta + \theta P_{t-1} \quad (394)$$

$$\Rightarrow (1 - \theta)P_t^\Delta = \hat{p}_t - \theta\hat{p}_{t-1} \quad (395)$$

$$\Rightarrow (1 - \theta)E_t P_{t+1}^\Delta = E_t \hat{p}_{t+1} - \theta\hat{p}_t \quad (396)$$

$$\Rightarrow (1 - \theta)\beta E_t \hat{P}_{t+1}^\Delta = \beta E_t \hat{p}_{t+1} - \theta\beta\hat{p}_t \quad (397)$$

From the second equation  $\hat{p}_t = (1 - \theta)\hat{p}_t^\Delta + \theta\hat{p}_{t-1}$ , first use sticky price price-adjusting equation  $\hat{p}_t^\Delta = (1 - \theta\beta)\hat{p}_t^* + \theta\beta E_t \hat{p}_{t+1}^\Delta$  to substitute

$$\Rightarrow \hat{p}_t - \theta\hat{p}_{t-1} = (1 - \theta)\hat{p}_t^\Delta = (1 - \theta)(1 - \theta\beta)\hat{p}_t^* + (1 - \theta)\theta\beta E_t P_{t+1}^\Delta \quad (398)$$

then use APSE  $\hat{p}_t^* = \hat{p}_t + \gamma\tilde{y}_t$  to substitute

$$\Rightarrow \hat{p}_t - \theta\hat{p}_{t-1} = (1 - \theta)(1 - \theta\beta)(\hat{p}_t + \gamma\tilde{y}_t) + (1 - \theta)\theta\beta E_t P_{t+1}^\Delta \quad (399)$$

use the conclusion  $(1 - \theta)E_t P_{t+1}^\Delta = E_t \hat{p}_{t+1} - \theta\hat{p}_t$  above

$$\Rightarrow \hat{p}_t - \theta\hat{p}_{t-1} = (1 - \theta)(1 - \theta\beta)(\hat{p}_t + \gamma\tilde{y}_t) + \theta\beta E_t \hat{p}_{t+1} - \theta^2\beta\hat{p}_t \quad (400)$$

$$\Rightarrow [1 + \theta^2\beta - (1 - \theta)(1 - \theta\beta)]\hat{p}_t - \theta P_{t-1} = (1 - \theta)(1 - \theta\beta)\gamma\tilde{y}_t + \theta\beta E_t \text{ (break APSE)} \quad (401)$$

$$\Rightarrow [1 + \theta^2\beta - (1 - \theta)(1 - \theta\beta)]\hat{p}_t - \theta P_{t-1} - \theta\beta\hat{p}_t = (1 - \theta)(1 - \theta\beta)\gamma\tilde{y}_t + \theta\beta(E_t \hat{p}_{t+1} - \hat{p}_t) \quad (402)$$

$$\Rightarrow \theta(\hat{p}_t - \hat{p}_{t-1}) = (1 - \theta)(1 - \theta\beta)\gamma\tilde{y}_t + \theta\beta(E_t \hat{P}_{t+1} - \hat{p}_t) \text{ (match terms so there is inflation)} \quad (403)$$

$$\Rightarrow \theta\hat{\pi}_t = (1 - \theta)(1 - \theta\beta)\gamma\tilde{y}_t + \theta\beta E_t \hat{\pi}_{t+1} \text{ (here comes inflation)} \quad (404)$$

$$\Rightarrow \hat{\pi}_t = k\hat{y}_t + \beta E_t \hat{\pi}_{t+1} \text{ (NKPC)} \quad (405)$$

<sup>8</sup>See more in Calvo, 1983

### 7.2.3 Dynamic IS curve

Recalling that household

$$\hat{y}_t = E_t \hat{y}_{t+1} - \frac{1}{\sigma} (\hat{i}_t - E_t \hat{\pi}_{t+1}) \quad (406)$$

$$\Rightarrow \hat{y}_t^f = E_t \hat{y}_{t+1} - \frac{1}{\sigma} (\hat{i}_t - 0) \text{ (inflation elastic form is assumed as 0)} \quad (407)$$

$$\Rightarrow \tilde{y}_t = E_t \tilde{y}_{t+1} - \frac{1}{\sigma} (\hat{i}_t - E_t \hat{\pi}_{t+1}) \text{ (dynamic IS curve, DIS)} \quad (408)$$

## 7.3 Equilibrium of model

Now NKPC and DIS each represents supply and demand. The two equations have three unknown variables  $\hat{\pi}_t, \tilde{y}_t, \hat{i}_t$ , applying the model does not have a solution. It is so that we need to add another variable into the model. There are two ways making DNK model solvable, if not monetary supply rule then Taylor rule.

### 7.3.1 DNK with money supply rule

$$\text{DNK} \begin{cases} \hat{\pi}_t = \beta E_t \hat{\pi}_{t+1} + k \tilde{y}_t \text{ (NKPC)} \\ \tilde{y}_t = E_t \tilde{y}_{t+1} - \frac{1}{\sigma} (\hat{i}_t - E_t \hat{\pi}_{t+1}) \text{ (DIS)} \\ \hat{m}_t = \hat{p}_t + \hat{y}_t - \hat{\eta}_t \text{ (Money supply rule, used to be ad hoc in RBC)} \end{cases} \quad (409)$$

Seems now three equations have even more unknown variables  $\hat{\pi}_t, \tilde{y}_t, \hat{i}_t, \hat{p}_t, m_t$ .  
But hat  $\pi_t, \hat{p}_t$  are the same thing because

$$\hat{\pi}_t = \hat{p}_t - \hat{p}_{t-1} \quad (410)$$

$$\Rightarrow \hat{p}_t = \hat{\pi}_t + \hat{p}_{t-1} \quad (411)$$

$$\Rightarrow \hat{m}_t = \hat{\epsilon}_t \quad (412)$$

this transfer works either way.

Let the  $m_t$  money supply be exogenous for simplicity.

**Note 28** (Exogenous variables in DNK model). *Only technology and money supply are considered real exogenous variables here.*

So we are left with three equations and three unknowns, the model is now solutionable. The final result will be a function of  $m_t$ .

### 7.3.2 DNK with interest rate rule

$$\text{DNK} \begin{cases} \hat{\pi}_t = \beta E_t \hat{\pi}_{t+1} + k \tilde{y}_t \text{ (NKPC)} \\ \tilde{y}_t = E_t \tilde{y}_{t+1} - \frac{1}{\sigma} (\hat{i}_t - E_t \hat{\pi}_{t+1}) \text{ (DIS)} \\ \hat{i}_t = \phi_\pi \hat{\pi}_t + \phi_y \hat{y}_t + \nu_t \text{ (Interest rate rule)} \end{cases} \quad (413)$$

$$\text{where } \nu_t = \rho_\nu \nu_{t-1} + \epsilon_t^\nu \text{ is the exogenous shock of interest rate, with the feature of AR1} \quad (414)$$

**Note 29** (Interest rate rule).

$$\hat{i}_t = \phi_\pi \cdot (\hat{\pi}_t - \hat{\pi}^*) + \phi_y \cdot (\hat{y}_t - y_t^f) + \nu_t \quad (415)$$

If the target parameters  $\hat{\pi}^*$  and  $y_t^f$  are given, it is Taylor Rule.  
Operation parameters  $\phi_\pi$  and  $\phi_y$  are decided based on past experience.

#### Acquiring equilibrium and prove it is the only equilibrium

Rewrite the DIS

$$\Rightarrow \tilde{y}_t = E_t \tilde{y}_{t+1} - \frac{1}{\sigma} [(\phi_\pi \hat{\pi}_t + \phi_y \hat{y}_t + \nu_t) - E_t \hat{\pi}_{t+1}] \text{ (apply interest rate rule to the second equation)} \quad (416)$$

$$= E_t \tilde{y}_{t+1} - \frac{1}{\sigma} \{[\phi_\pi \cdot (\beta E_t \hat{\pi}_{t+1} + k \tilde{y}_t) + \phi_y \hat{y}_t + \nu_t] - E_t \hat{\pi}_{t+1}\} \text{ (put the first in)} \quad (417)$$

$$= E_t \tilde{y}_{t+1} + \frac{1 - \beta \phi_\pi}{\sigma} E_t \hat{\pi}_{t+1} - \frac{\phi_\pi k + \phi_y}{\sigma} \tilde{y}_t - \frac{\nu_t}{\sigma} \quad (418)$$

$$= \frac{1}{\sigma + \phi_\pi k + \phi_y} [\sigma E_t \tilde{y}_{t+1} + (1 - \beta \phi_\pi) E_t \hat{\pi}_{t+1} - \nu_t] \text{ (the relationship of } y_t \text{ and } y_{t+1} \text{ and } \pi_{t+1}) \quad (419)$$

Similarly we can change the NKPC

$$\hat{\pi}_t = \frac{1}{\sigma + \phi_\pi k + \phi_y} \{k \sigma E_t \tilde{y}_{t+1} + [k + \beta(\sigma + \phi_y)] E_t \hat{\pi}_{t+1} - \nu_t\} \quad (420)$$

Therefore three equations are two now.

Iteration in vector form

$$\begin{bmatrix} \tilde{y}_t \\ \hat{\pi}_t \end{bmatrix} = \frac{1}{\sigma + \phi_\pi k + \phi_y} \begin{bmatrix} \sigma & 1 - \beta \phi_\pi \\ k \sigma & k + \beta(\sigma + \phi_y) \end{bmatrix} \begin{bmatrix} E_t \hat{y}_{t+1} \\ E_t \hat{\pi}_{t+1} \end{bmatrix} - \frac{1}{\sigma + \phi_\pi k + \phi_y} \begin{bmatrix} 1 \\ k \end{bmatrix} \nu_t \quad (421)$$

$$\Rightarrow \begin{bmatrix} \tilde{y}_t \\ \hat{\pi}_t \end{bmatrix} = A \begin{bmatrix} C_{t-1} \\ K_{t-1} \end{bmatrix} - B \nu_t \text{ (at RHS one period ahead meaning the whole equation is foresight-seeing)} \quad (422)$$

$$\Rightarrow \lambda^2 - \frac{\sigma + k + \beta(\sigma + \phi_y)}{\sigma + \phi_\pi k + \phi_y} \lambda + \frac{\sigma \beta}{\sigma + \phi_\pi k + \phi_y} = 0 \quad (423)$$

**Note 30** (Technique in Ramsey and DNK).

From the perspective of techniques in pursuing solution, it is greatly similar to the way we did with Ramsey model, where the model is one period backward at RHS.

**Note 31 (HNKPC).** *Hybrid New Keynesian Philips Curve*

Since NKPC lacks persistence in practical use (shocks are too slow to effects), we might as well add a 1-period-lagged inflation to the RHS as adaptive expectation. This is somehow a nominal shock since it gets into the DNK model through  $m_t$ .

$$\hat{\pi}_t = \beta E_t \hat{\pi}_{t+1} + k \tilde{y}_t \text{ (NKPC)} \quad (424)$$

$$\hat{\pi}_t = \hat{\pi}_{t-1} + \beta E_t \hat{\pi}_{t+1} + k \tilde{y}_t \text{ (HNKPC)} \quad (425)$$

$a_t$  is described as real shocks of DNK model. But it shows up too fast.  
Later the concept of sticky information is added to the model to solve the problem.

**Note 32 (BK conditions).**

First brought up by Blanchard and Kahn, 1980

9

**Note 33.**

Lasalle, 1986

$$x^2 + bx + c = 0 \quad (426)$$

$$x_1, x_2 < 1 \iff \begin{cases} |c| < 1 \\ |b| < 1 + c \end{cases} \quad (427)$$

If the equilibrium exists and it is the only one, then

$$\begin{cases} \left| \frac{\sigma\beta}{\sigma + \phi_\pi k + \phi_y} \right| < 1 \Rightarrow \sigma(\beta - 1) < 0 < \phi_\pi k + \phi_y \\ \left| \frac{\sigma + k + \beta(\sigma + \phi_y)}{\sigma + \phi_\pi k + \phi_y} \right| < 1 + \frac{\sigma\beta}{\sigma + \phi_\pi k + \phi_y} \Rightarrow k(\phi_\pi - 1) + (1 - \beta)\phi_y > 0 \end{cases} \quad (428)$$

Method of Undetermined Coefficients:

Let's assume

$$\begin{cases} \tilde{y}_t = \psi_y \nu_t \\ \hat{\pi}_t = \psi_\pi \nu_t \end{cases} \quad (429)$$

recall that

$$\hat{\pi}_t = \beta E_t \hat{\pi}_{t+1} + k \hat{y}_t \text{ (expected inflation)} \quad (430)$$

<sup>9</sup>Also see Nakajima 2007 for similar techniques.

$$\psi_{\pi\nu}\nu_t = \beta E_t(\psi_{\pi\nu}\nu_{t+1}) + k\hat{y}_t \text{ (iterating)} \quad (431)$$

$$= \beta E_t[\psi_{\pi\nu}(\rho_\nu\nu_t + \epsilon_{t+1}^\nu)] + k\hat{y}_t \text{ (expand } \nu_{t+1} \text{ since it's AR1 shock of } i_t) \quad (432)$$

$$= \beta\psi_{\pi\nu}\rho_\nu\nu_t + k\psi_{y\nu}\nu_t \text{ (preassuming expectation of next period noise is 0)} \quad (433)$$

$$\Rightarrow (1 - \beta\rho_\nu)\psi_{\pi\nu} = k\psi_{y\nu} \quad (434)$$

$$\Rightarrow k\psi_{y\nu} = \frac{1 - \beta\rho_\nu}{k}\psi_{\pi\nu} \text{ (relationship of two undetermined coefficients)} \quad (435)$$

Using DIS

$$\tilde{y}_t = E_t\tilde{y}_{t+1} - \frac{1}{\sigma}[\phi_\pi\hat{\pi}_t + \phi_y\hat{y}_t + \nu_t] - E_t\hat{\pi}_{t+1} \quad (436)$$

using interest rate rule

$$\Rightarrow \psi_{y\nu}\nu_t = \psi_{y\nu}E_t\nu_{t+1} - \frac{1}{\sigma}(\phi_\pi\psi_{\pi\nu}\nu_t + \phi_y\psi_{y\nu}\nu_t + \nu_t - \psi_{\pi\nu}E_t\nu_{t+1}) \quad (437)$$

$$= \psi_{y\nu}\rho_\nu\nu_t - \frac{1}{\sigma}(\phi_\pi\psi_{\pi\nu}\nu_t + \phi_y\psi_{y\nu}\nu_t + \nu_t - \psi_{\pi\nu}\rho_\nu\nu_t) \quad (438)$$

$$= \frac{\sigma\rho_\nu - \phi_y}{\sigma}\psi_{y\nu}\nu_t - \frac{\phi_\pi - \rho_\nu}{\sigma}\psi_{\pi\nu}\nu_t - \frac{1}{\sigma}\nu_t \quad (439)$$

$$\Rightarrow \sigma\psi_{y\nu} = (\sigma\rho_\nu - \phi_y)\psi_{y\nu} - (\phi_\pi - \rho_\nu)\psi_{\pi\nu} - 1 \text{ (elimination of } \nu_t) \quad (440)$$

$$\Rightarrow (\sigma - (\sigma\rho_\nu - \phi_y))\psi_{y\nu} + (\phi_\pi - \rho_\nu)\psi_{\pi\nu} = -1 \quad (441)$$

$$\Rightarrow \psi_{\pi\nu} = \frac{-k}{\dots} = -k\wedge_\nu \quad (442)$$

$$\Rightarrow \psi_{y\nu} = -(1 - \beta\rho_\nu)\wedge_\nu \quad (443)$$

## 7.4 Analyze exogenous shocks

Now policy change will reflect in the parameter  $\epsilon$ , making policy analysis possible.

we use  $\nu$  to denote the exogenous shock  $\left. \begin{array}{l} \text{we use } \nu \text{ to denote the exogenous shock} \\ \text{last section we have expression of } \nu \end{array} \right\} \Rightarrow \text{to analyze the shock would mean fully using it.}$

**Note 34** (what is a shock?).

In a model with uncertainty, variable has the feature of causing change in variation by change itself can cause a shock.

But it was later broadened as change of exogenous variable in a model without uncertainty.

recall output gap at equilibrium

$$\hat{y}_t - \hat{y}_t^f = \hat{y}_t^* = \psi_{y\nu}\nu_t \quad (444)$$

$$= -(1 - \beta\rho_\nu)\wedge_\nu\nu_t \quad (445)$$

$$= -(1 - \beta\rho_\nu)\wedge_\nu(\rho_\nu\nu_{t-1} + \epsilon_t^\nu) \quad (446)$$

$$= -(1 - \beta\rho_\nu)\wedge_\nu\rho_\nu\nu_{t-1} - (1 - \beta\rho_\nu)\wedge_\nu\epsilon_t^\nu \quad (447)$$

$$= \rho_\nu\tilde{y}_{t-1} - (1 - \beta\rho_\nu)\wedge_\nu\epsilon_t^\nu \text{ (}\tilde{y}_{t-1} \text{ backward one period)} \quad (448)$$



**Note 35.** *we can only do analysis at equil*

similar with inflation at equilibrium

$$\hat{\pi}_t^* = \psi_{\pi\nu} \nu_t \quad (449)$$

$$= -k \wedge_{\nu} \nu_t \quad (450)$$

$$= -k \wedge_{\nu} (\rho_{\nu} \nu_{t-1} + \epsilon_t^{\nu}) \quad (451)$$

$$= \rho_{\nu} \pi_{t-1} - k \wedge_{\nu} \epsilon_t^{\nu} \quad (452)$$

interest rate at equilibrium

$$\hat{r}_t^* = \hat{i}_t - E_t \hat{\pi}_{t+1} \text{ (Real interest rate at equilibrium)} \quad (453)$$

$$= \sigma (E_t \tilde{y}_{t+1} - \hat{y}_t) \leftarrow \text{DIS} \quad (454)$$

$$= \sigma (1 - \beta \rho_{\nu}) (1 - \rho_{\nu}) \wedge_{\nu} \nu_t \quad (455)$$

$$\Rightarrow \hat{i}_t^* = \hat{r}_t + E_t \hat{\pi}_{t+1} \text{ Nominal interest rate at equilibrium} \quad (456)$$

$$= [\sigma (1 - \beta \rho_{\nu}) (1 - \rho_{\nu}) - k \rho_{\nu}] \wedge_{\nu} \nu_t \quad (457)$$

moreover we can do analysis with money supply using quantity equation of money

$$\hat{m}_t^* = \hat{p}_t^* + \hat{y}_t^* - \eta \hat{i}_t^* \text{ (LHS is solvable since all variables at RHS has been solved)} \quad (458)$$

$$= \text{(assuming } \hat{y}_t^{f*} = 0) \quad (459)$$

$$= \quad (460)$$

$$= \text{use solutions from above} \quad (461)$$

$$\Rightarrow \quad (462)$$

$$= \quad (463)$$

$$\frac{d\hat{m}_t^*}{d\nu_t} = \quad (464)$$

$$= \text{showing the result is decided by mutiple joint forces} \quad (465)$$

**Note 36** (quantity equation of money).  $MV = Py$

*While this theory was originally formulated by Polish mathematician Nicolaus Copernicus in 1517, it was popularized later by economists Milton Friedman and Anna Schwartz after the publication of their book, "A Monetary History of the United States, 1867-1960," in 1963.*

## 7.5 Optimal monetary policy

A significant paper Mankiw and Reis 2002 used a new keynesian macroeconomic model to acquire the optimal monetary policy.<sup>10</sup>

<sup>10</sup>N. Gregory Mankiw, Ricardo Reis, Sticky Information versus Sticky Prices: A Proposal to Replace the New Keynesian Phillips Curve, The Quarterly Journal of Economics, Volume 117, Issue 4, November 2002, Pages 1295–1328, <https://doi.org/10.1162/003355302320935034>

**Note 37** (why is there welfare loss?).  
monopoly and sticky price cause deviation from Pareto optimality.

**Note 38** (Optimal monetary policy).  
No concept of optimality can be found in policy analysis in the perspective of household or firm. But the government can use welfare loss function in its optimality to maximize social welfare. In the process of achieving maximized social welfare, the monetary policy is the so-called optimal monetary policy.

To acquire the optimal monetary policy, the welfare loss function must be previously introduced.  
To acquire WLF, we use second order Taylor expansion  
first order Taylor expansion

$$\frac{X_t - X}{X} = \ln X_t - \ln X = x_t - x = \hat{x}_t \quad (466)$$

second order Taylor expansion

$$\begin{aligned} \frac{X_t - X}{X} &= \frac{1}{X} e^{x_t} - 1 \\ &= \left( \frac{1}{X} e^x - 1 \right) + \frac{1}{X} e^x (x_t - x) + \frac{1}{2} \frac{1}{X} e^x (x_t - x)^2 \\ &= \hat{x}_t + \frac{1}{2} \hat{x}_t^2 \end{aligned} \quad (467)$$

Similarly

$$\Rightarrow \begin{cases} \frac{C_t - C}{C} \approx \hat{c}_t + \frac{1}{2} \hat{c}_t^2 \\ \frac{N_t - N}{N} \approx \hat{n}_t + \frac{1}{2} \hat{n}_t^2 \end{cases} \quad (468)$$

Bi-variate 2o Taylor expansion for a utility function where people gain utilities from consuming goods and enjoying leisure.

$$u(C_t, N_t) \approx u(C, N) + u_C \left( \frac{C_t - C}{C} \right) + u_N \left( \frac{N_t - N}{N} \right) + \frac{1}{2} u_{CC} \frac{(C_t - C)^2}{C} + \frac{1}{2} u_{NN} \frac{(N_t - N)^2}{N} \quad (469)$$

$$= u(C, N) + u_C C \left( \hat{c}_t + \frac{1}{2} \hat{c}_t^2 \right) + u_N N \left( \hat{n}_t + \frac{1}{2} \hat{n}_t^2 \right) + \frac{1}{2} u_{CC} C^2 \left( \hat{c}_t + \frac{1}{2} \hat{c}_t^2 \right) + \frac{1}{2} u_{NN} N^2 \left( \hat{n}_t + \frac{1}{2} \hat{n}_t^2 \right) \quad (470)$$

$$= u(C, N) + u_C C \left( \hat{c}_t + \frac{1}{2} \hat{c}_t^2 \right) + u_N N \left( \hat{n}_t + \frac{1}{2} \hat{n}_t^2 \right) + \frac{1}{2} u_{CC} C^2 \hat{c}_t + \frac{1}{2} u_{NN} N^2 \hat{n}_t \text{ (reserve only to 2o)} \quad (471)$$

$$= u(C, N) + u_C C \left( \hat{c}_t + \frac{1 + \frac{u_{CC} C}{u_C}}{2} \hat{c}_t \right) + u_N N \left( \hat{n}_t + \frac{1 + \frac{u_{NN} N}{u_N}}{2} \hat{n}_t \right) \quad (472)$$

$$\Rightarrow \frac{u(C_t, N_t) - u(C, N)}{u_C C} = (\hat{c}_t + \frac{1 + \frac{u_{CC} C}{u_C}}{2} \hat{c}_t^2) + \frac{u_N N}{u_C C} (\hat{n}_t + \frac{1 + \frac{u_{NN}}{u_N}}{2} \hat{n}_t^2) \quad (473)$$

$$\because \hat{c}_t = \hat{y}_t \text{ (market clearing at equilibrium)} \quad (474)$$

$$u(C_t, N_t) = \frac{C_t^{1-\sigma} - 1}{1-\sigma} - \frac{N_t^{1+\varphi} - 1}{1+\varphi} \iff \begin{cases} -\frac{u_{CC} C}{u_C} C = \sigma \\ -\frac{u_{NN} N}{u_N} N = \varphi \end{cases} \quad (475)$$

**Note 39** (Coefficients of CES function).

$\sigma$  is intertemporal substitute elasticity,  $\varphi$  is frisch elasticity

continue to the last taylor expanded eq, introducing  $var_i$  as the deviation of each firm's price

$$\dots = (\hat{y}_t + \frac{1-\sigma}{2} \hat{y}_t^2) + \frac{u_N N}{u_C C} \left\{ \frac{1}{\alpha} (\hat{y}_t - a_t) + A \cdot var_i P_{it} \right\} + \frac{1+\varphi}{2} \left[ \frac{1}{\alpha} (\hat{y}_t - a_t) + A \cdot var_i P_{it} \right]^2 \quad (476)$$

$$= (\hat{y}_t + \frac{1-\sigma}{2} \hat{y}_t^2) + \frac{u_N N}{u_C C} \frac{1}{\alpha} \{ [(\hat{y}_t - a_t) + B \cdot var_i P_{it}] + \frac{1+\varphi}{2\alpha} (\hat{y}_t - a_t)^2 \}, B \equiv \alpha A \quad (477)$$

, here let's ignore many fluctuation terms from taylor expansion as they are extremely small and irrelevant to monetary policy.

$$-\frac{U_N}{U_C} = MP \cdot N = \alpha A N^{\alpha-1} \quad (478)$$

$$= \alpha \frac{C}{N} \Rightarrow \frac{u_N N}{u_C C} = -\alpha \text{ (can use this to simplify equation before)} \quad (479)$$

go back to before

$$\Rightarrow \dots = (\hat{y}_t - \frac{1-\sigma}{2} \hat{y}_t^2) - \{ (\hat{y}_t - a_t) + B \cdot var_i P_{it} + \frac{1+\varphi}{2\alpha} (\hat{y}_t - a_t)^2 \} \quad (480)$$

$$= \frac{1-\sigma}{2} \hat{y}_t^2 - B \cdot var_i P_{it} - \frac{1+\varphi}{2\alpha} (\hat{y}_t - a_t)^2 \quad (481)$$

$$= \frac{1-\sigma}{2} \hat{y}_t^2 - B \cdot var_i P_{it} - \frac{1+\varphi}{2\alpha} (\hat{y}_t^2 - 2\hat{y}_t a_t + a_t^2) \quad (482)$$

$$= \left( \frac{1-\sigma}{2} + \frac{1+\varphi}{2\alpha} \right) \hat{y}_t^2 + \frac{\sigma+\varphi}{\alpha} \hat{y}_t a_t - B \cdot var_i P_{it} \quad (483)$$

$$= \frac{\alpha(1-\alpha) + 1 + \varphi}{2\alpha} \hat{y}_t^2 + \frac{\sigma+\varphi}{\alpha} \hat{y}_t \hat{y}_t^f - B \cdot var_i P_{it} \text{ (remember when we work out the } \hat{y}_t^f \text{)} \quad (484)$$

$$= -\frac{1}{2} \left[ \underbrace{C(\hat{y}_t - \hat{y}_t^f)}_{\text{deviation from output}} + \underbrace{D(\hat{\pi}_t - \pi^*)^2}_{\text{inflation}} \right] \text{ (welfare loss function)} \quad (485)$$

welfare loss

the goal is to minimize the whole term

**Note 40** (paradoxy in welfare loss function).  
the two goals are contradicated according to philips curve

## 8 Sticky wage model

Before good market is price-sticky and monopolistic competitive, now the setting goes to labor market.

$$Y_{it} = \left(\frac{P_{it}}{P_t}\right)^{-\epsilon_P} Y_t \text{ (good demand curve, } \epsilon \text{ is substitute elasticity)} \quad (486)$$

$$P_t = \left(\int_0^1 P_{it}^{1-\epsilon} di\right)^{\frac{1}{1-\epsilon_P}} \text{ (total price)} \quad (487)$$

$$W_t = W_{it} = \int_0^1 W_{it} di \quad (488)$$

$$P_{it}^* = c + \alpha \tilde{y}_t \text{ (desired price)} \quad (489)$$

labor market m.c. (as in classical model) and sticky wage (partial rigidity, in contrary to total rigidity where all wages are rigid).

1) labor demand curve and total wage price level

$$\begin{aligned} \min \int_0^1 W_{jt} N_{ijt} dj \\ \text{s.t. } A_t \left[ \left( \int_0^1 N_{ijt}^{\frac{\epsilon_W-1}{\epsilon_W}} dj \right)^{\frac{\epsilon_W}{\epsilon_W-1}} \right]^{1-\alpha} \geq A_t N_{it}^{1-\alpha} \end{aligned} \quad (490)$$

where  $i$  indexing firm,  $j$  indexing labor,  $t$  is time

Form a Lagrangian

$$\mathcal{L} = \int_0^1 W_{jt} N_{ijt} dj + W_t \left\{ A_t \left[ \left( \int_0^1 N_{ijt}^{\frac{\epsilon_W-1}{\epsilon_W}} dj \right)^{\frac{\epsilon_W}{\epsilon_W-1}} \right]^{1-\alpha} - A_t N_{it}^{1-\alpha} \right\} \quad (491)$$

where Lagrangian multiplier is total wage level

Solving the optimization problem results

$$\Rightarrow \begin{cases} N_{ijt} = \left(\frac{W_{jt}}{W_t}\right)^{-\epsilon_W} N_{it} \text{ (labor supply equation)} \\ W_t = \left(\int_0^1 W_{jt}^{1-\epsilon_W} dj\right)^{\frac{1}{1-\epsilon_W}} \text{ (expression of total wage level)} \end{cases} \quad (492)$$

2) UMP of household

in utility function  $N$  is labor demand instead of labor supply as before. this is because of m.c. labor market.

$$\begin{aligned} u &= u(C_t, N_t) \\ &= u(C_t, \{N_{jt}\}) \\ &= \frac{C_t^{1-\sigma} - 1}{1-\sigma} - \int_0^1 \frac{N_j^{1+\varphi}}{1+\varphi} dj \text{ (CES style)} \end{aligned} \quad (493)$$

the UMP can be rewritten as

$$\begin{aligned} \max_{\{C_t, W_t^*\}} \sum_{t=0}^{\infty} \beta^t u(C_t, \int_0^1 N_{jt} dj) &\iff \max_{t=0}^{\infty} \sum_{t=0}^{\infty} \beta^t u(C_t, \int_0^1 \left(\frac{W_t^*}{W_t}\right)^{-\epsilon_W} N_{it} dj) \\ \text{s.t. } P_t C_t + Q_t B_t &\leq \int_0^1 W_t^* \left(\frac{W_t^*}{W_t}\right)^{-\epsilon_W} N_{it} dj + B_{t-1} \end{aligned} \quad (494)$$

here  $W_t^*$  instead of original because all wages can be adjusted, eventually they will be the same a simplified version would be

$$\begin{aligned} & \max \sum_{t=0}^{\infty} \beta^t u(C_t, (\frac{W_t^*}{W_t})^{-\epsilon_W} N_{it}) \\ & \text{s.t. } P_t C_t + Q_t B_t \leq W_t^* (\frac{W_t^*}{W_t})^{-\epsilon_W} + B_{t-1} - T_t \end{aligned} \quad (495)$$

$$\begin{aligned} & \max_{W_0^*} \sum_{t=0}^{\infty} \beta^t \theta^t u(C_{t|0}, N_{t|0}) \\ & \text{s.t. } \begin{cases} C_{t|0} = \frac{1}{P_t} [W_0^* (\frac{W_0^*}{W_t})^{-\epsilon_W} N_{it} + B_{t-1|0} - T_{t|0} - Q_{t-1|t} B_{t|0}] \\ N_{t|0} = (\frac{W_0^*}{W_t})^{-\epsilon_W} N_{it} \text{ (with labor demand curve, left with only } W_0^*) \end{cases} \end{aligned} \quad (496)$$

sticky wage, where  $\theta \equiv Prob(\text{stay put})$ .  $\theta$  is before utility function because the whole equation is based on period 0, entailing a prob for the whole eq to stay put.

put two constraints in the max part, now the optimization problem is a unconstrained one

$$\max_{W_0^*} \sum_{t=0}^{\infty} (\beta \theta_W)^t u(\frac{1}{P_t} [W_0^* (\frac{W_0^*}{W_t})^{-\epsilon_W} N_{it} + B_{t-1|0} - T_{t|0} - Q_{t-1|t} B_{t|0}], (\frac{W_0^*}{W_t})^{-\epsilon_W} N_{it}) \quad (497)$$

$$FOC \Rightarrow E_0 \sum_{t=0}^{\infty} (\beta \theta_W)^t [u_C(C_{t|0}, N_{t|0}) \frac{1}{P_t} (1 - \epsilon_W) (\frac{W_0^*}{W_t})^{-\epsilon_W} N_{it} - u_N(C_{t|0}, N_{t|0}) \epsilon_W (\frac{W_0^*}{W_t})^{-(\epsilon_W)-1} \frac{1}{W_t} N_{it}] \quad (498)$$

$$= E_0 \sum_{t=0}^{\infty} (\beta \theta_W)^t [u_C(C_{t|0}, N_{t|0}) \frac{1}{P_t} (1 - \epsilon_W) (\frac{W_0^*}{W_t})^{-\epsilon_W} W_t^{\epsilon_W} N_{it} - u_N(C_{t|0}, N_{t|0}) \epsilon_W (\frac{W_0^*}{W_t})^{-(\epsilon_W)} W_t^{\epsilon_W} N_{it} \frac{1}{W_0^*}] \quad (499)$$

move some exogenous variables out since they basically can be treated as constants

$$\Rightarrow (1 - \epsilon_W) (W_0^*)^{-\epsilon_W} \dots \quad (500)$$

$$= \epsilon_W (W_0^*)^{-\epsilon_W - 1} \quad (501)$$

$$\Rightarrow W_0^* = \frac{\epsilon_W}{1 - \epsilon_W} \frac{E_0 \sum_{t=0}^{\infty} (\beta \theta_W)^t u_N(C_{t|0}, N_{t|0}) W_t^{\epsilon_W} N_{it}}{E_0 \sum_{t=0}^{\infty} (\beta \theta_W)^t u_C(C_{t|0}, N_{t|0}) \frac{1}{P_t} W_t^{\epsilon_W} N_{it}} \quad (502)$$

use marginal substitute ratio, where  $MRS_{t|0} \equiv -\frac{U_N(C_{t|0})}{U_C(C_{t|0})}$ , the eq is essentially an inflation eq

$$W_0^* = \frac{\epsilon_W}{\epsilon_W - 1} \frac{E_0 \sum_{t=0}^{\infty} (\beta \theta_W)^t u_N(C_{t|0}, N_{t|0}) MRS_{t|0} W_t^{\epsilon_W} N_{it}}{E_0 \sum_{t=0}^{\infty} (\beta \theta_W)^t u_C(C_{t|0}, N_{t|0}) \frac{1}{P_t} W_t^{\epsilon_W} N_{it}} \quad (503)$$

$$\Rightarrow \frac{W_0^*}{P_0} = \frac{\epsilon_W}{\epsilon_W - 1} MRS_{t|0} \text{ (if elastic wage and m.c., there will be no eq above)} \quad (504)$$

now based on the perspective at period  $t$

$$W_t^* = \frac{\epsilon_W}{\epsilon_W - 1} \frac{E_t \sum_{k=0}^{\infty} (\beta \theta_W)^k u_C(C_{t+k|t}, N_{t+k|t}) MRS_{t+k|t} W_{t+k|t}^{\epsilon_W}}{E_t \sum_{k=0}^{\infty} (\beta \theta_W)^k u_C(C_{t+k|t}, N_{t+k|t}) \frac{1}{P_{t+k}} W_{t+k|t}^{\epsilon_W}} \quad (\text{at } t \text{ period instead 0 period}) \quad (505)$$

$$\Rightarrow \frac{W_t^*}{P_t} = \frac{\epsilon_W}{\epsilon_W - 1} MRS \quad (\text{if elasticity wage and monopolistic competitive at } t \text{ period}) \quad (506)$$

**Note 41** (M.C. firm choice variable for optimization problem). *MC firm can choose price max or quantity max*